

PRESCHOOL ALPHABET WORKBOOK



By The Sola Gratia Life

<https://solagratialive.com/homeschooling-discipleship-of-littles/>




Name: _____

Name: _____ Date: _____

MY NAME

My name is:

These are the letters in my name:

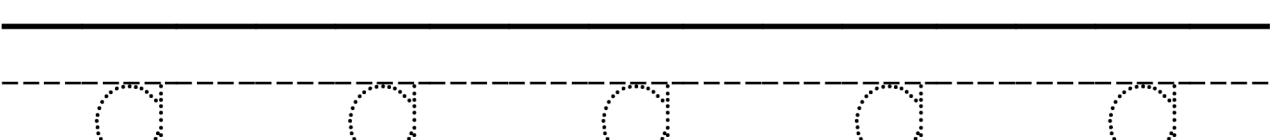
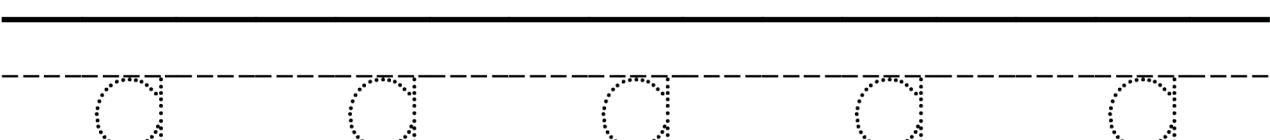
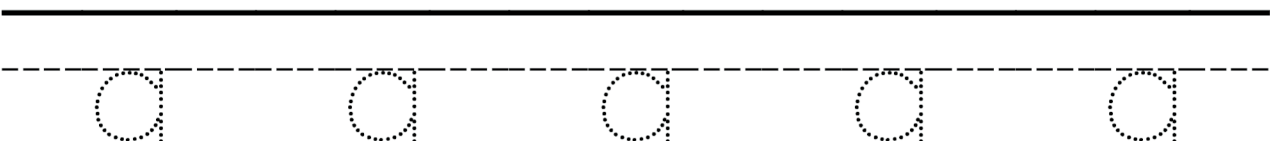
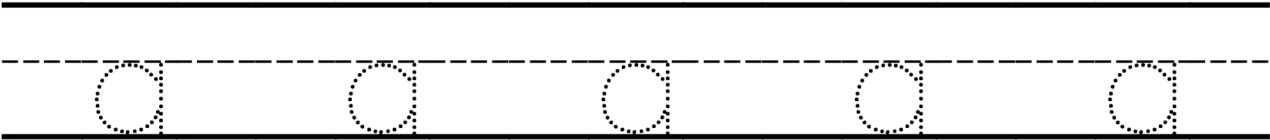
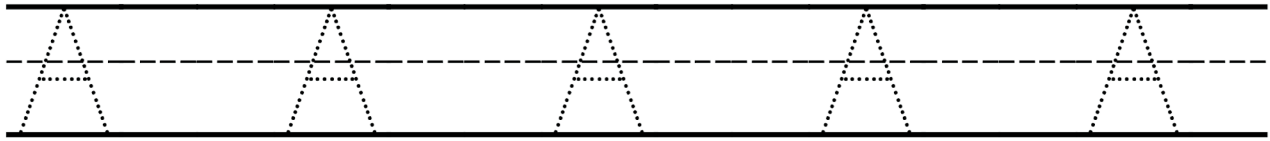
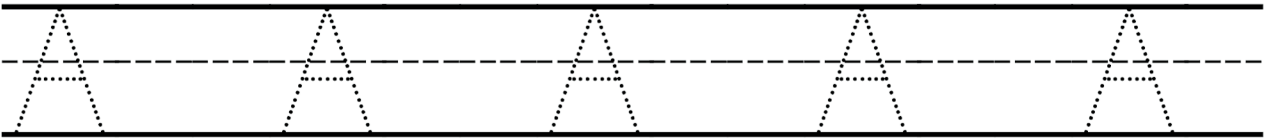
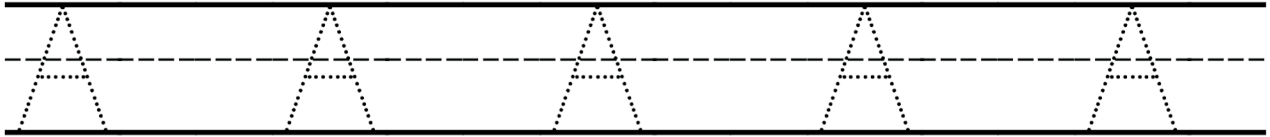
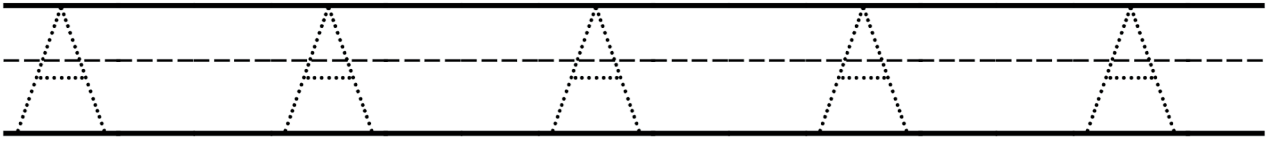


What does your name mean?

Name _____

Date _____

Trace the letter Aa.



Name _____

Date _____

Write the letter Aa.

A

A

A

A

A

Handwriting practice lines for uppercase letter A. Each row consists of a solid top line, a dashed middle line, and a solid bottom line.

a

a

a

a

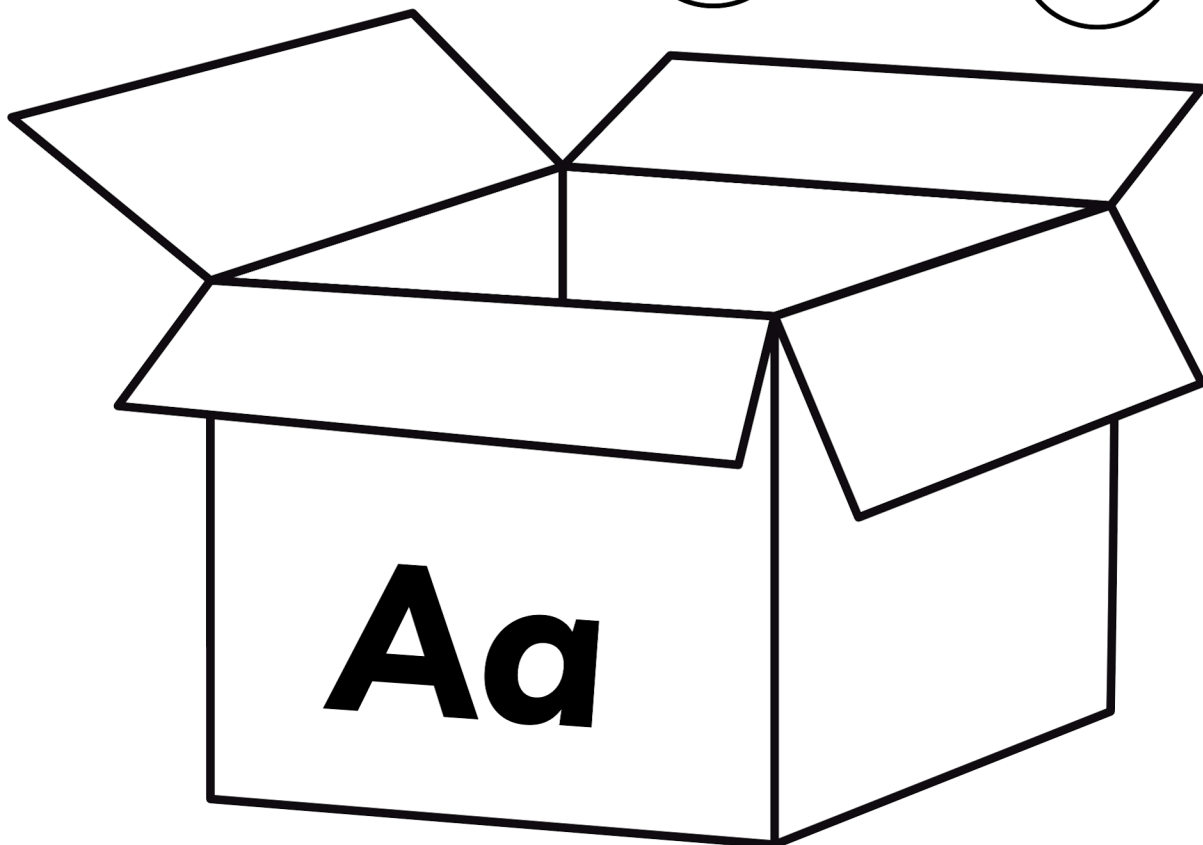

a

Handwriting practice lines for lowercase letter a. Each row consists of a solid top line, a dashed middle line, and a solid bottom line.

Name _____

Date _____

Dab the uppercase A.



Name _____

Date _____

Dab the lowercase a.

o a e i a

e e a e a u

o u o o i a


o o a i a

o r a u

i a

a o

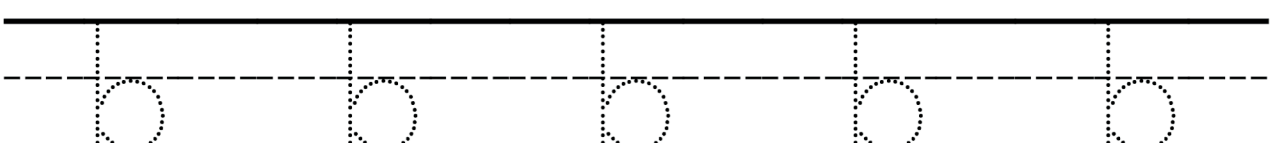
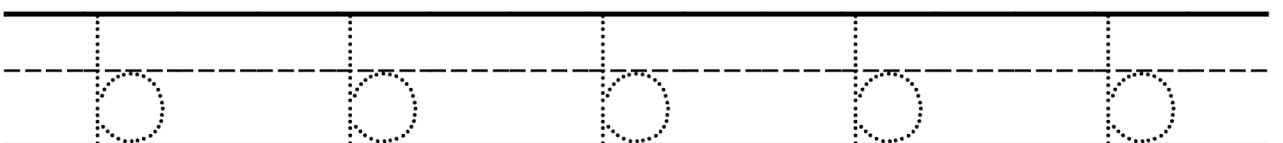
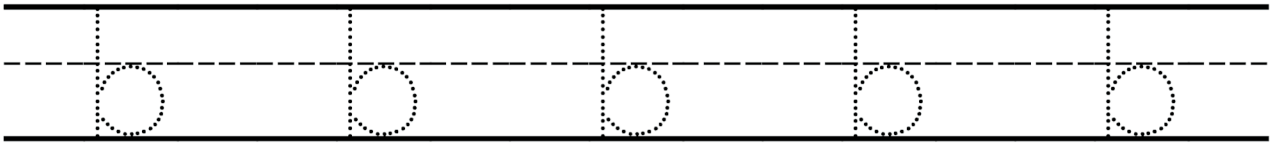
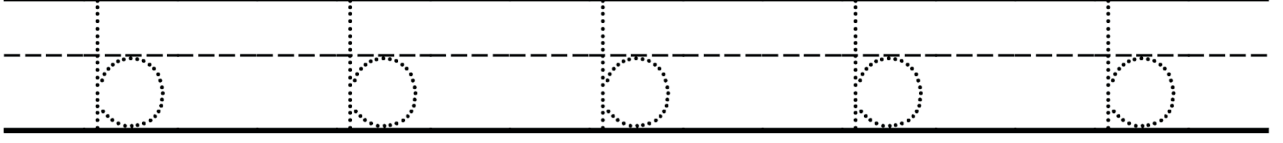
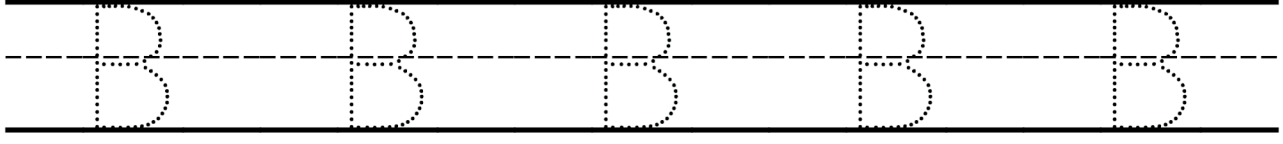
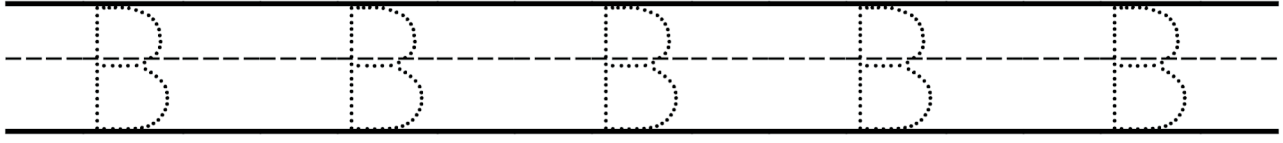
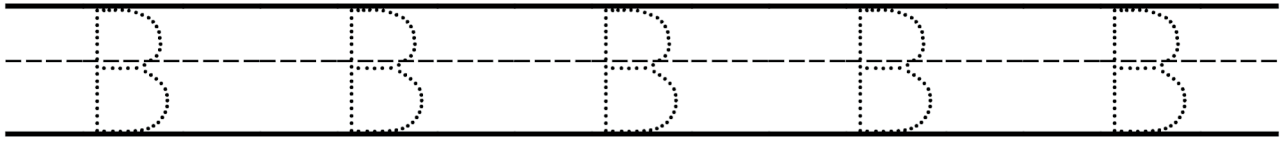
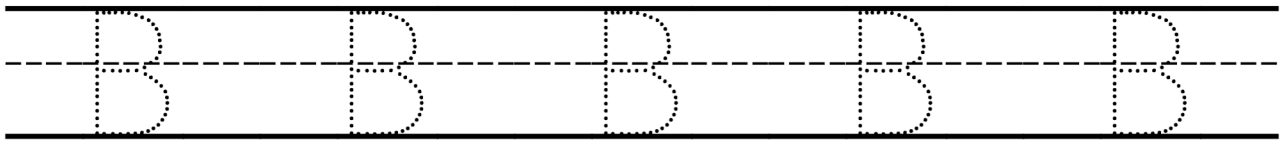
o i



Name _____

Date _____

Trace the letter Bb.



Name _____

Date _____

Write the letter Bb.

B

B

B

B

B

Handwriting practice lines for uppercase letter B. Each row consists of a solid top line, a dashed middle line, and a solid bottom line.

b

b

b

b



b

Handwriting practice lines for lowercase letter b. Each row consists of a solid top line, a dashed middle line, and a solid bottom line.

Name _____

Date _____



Dab the uppercase B.



Name _____

Date _____

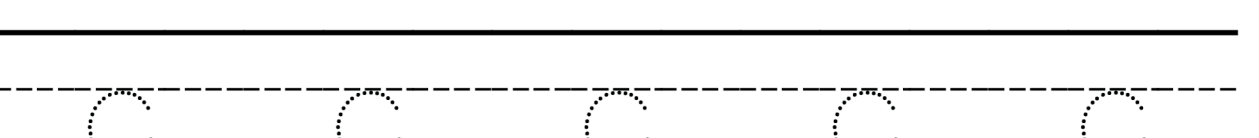
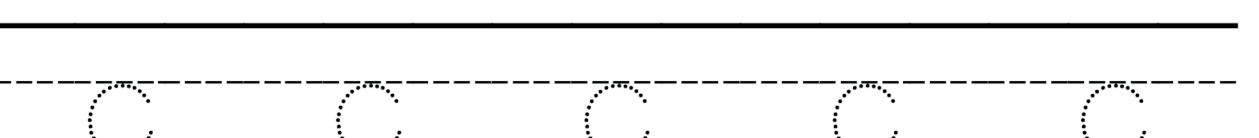
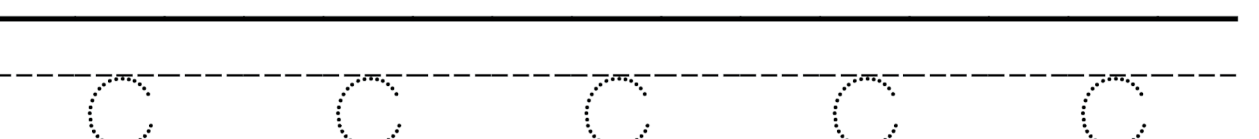
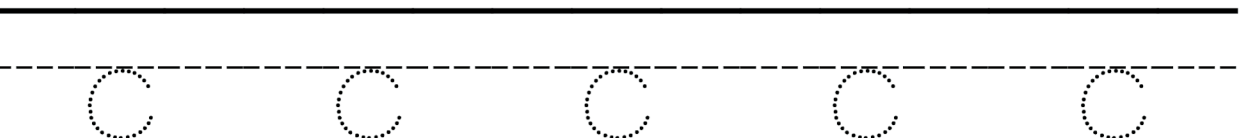
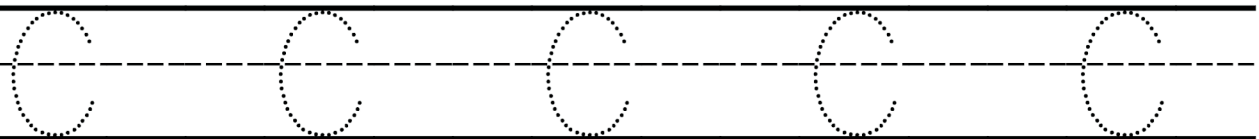
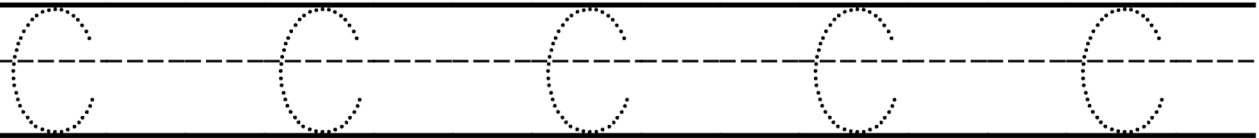
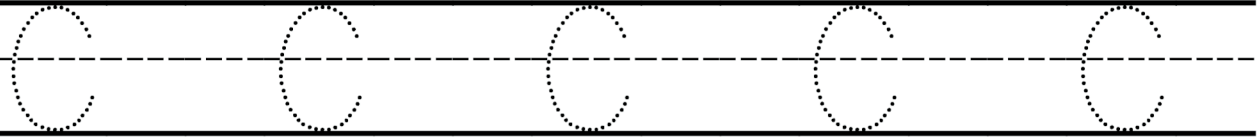
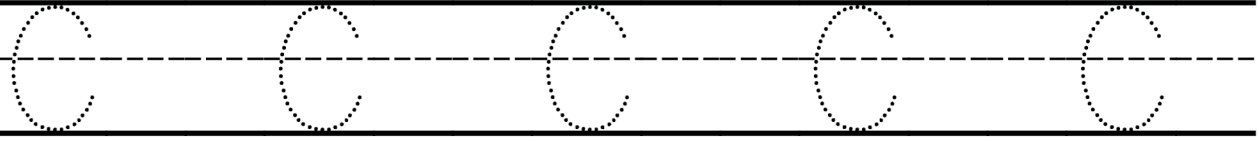
Dab the lowercase b.



Name _____

Date _____

Trace the letter Cc.



Name _____

Date _____

Write the letter Cc.

C

C

C

C

C

Handwriting practice lines for uppercase letter C. Each row consists of a solid top line, a dashed middle line, and a solid bottom line.

c

c

c

c



c

Handwriting practice lines for lowercase letter c. Each row consists of a solid top line, a dashed middle line, and a solid bottom line.

Name _____

Date _____


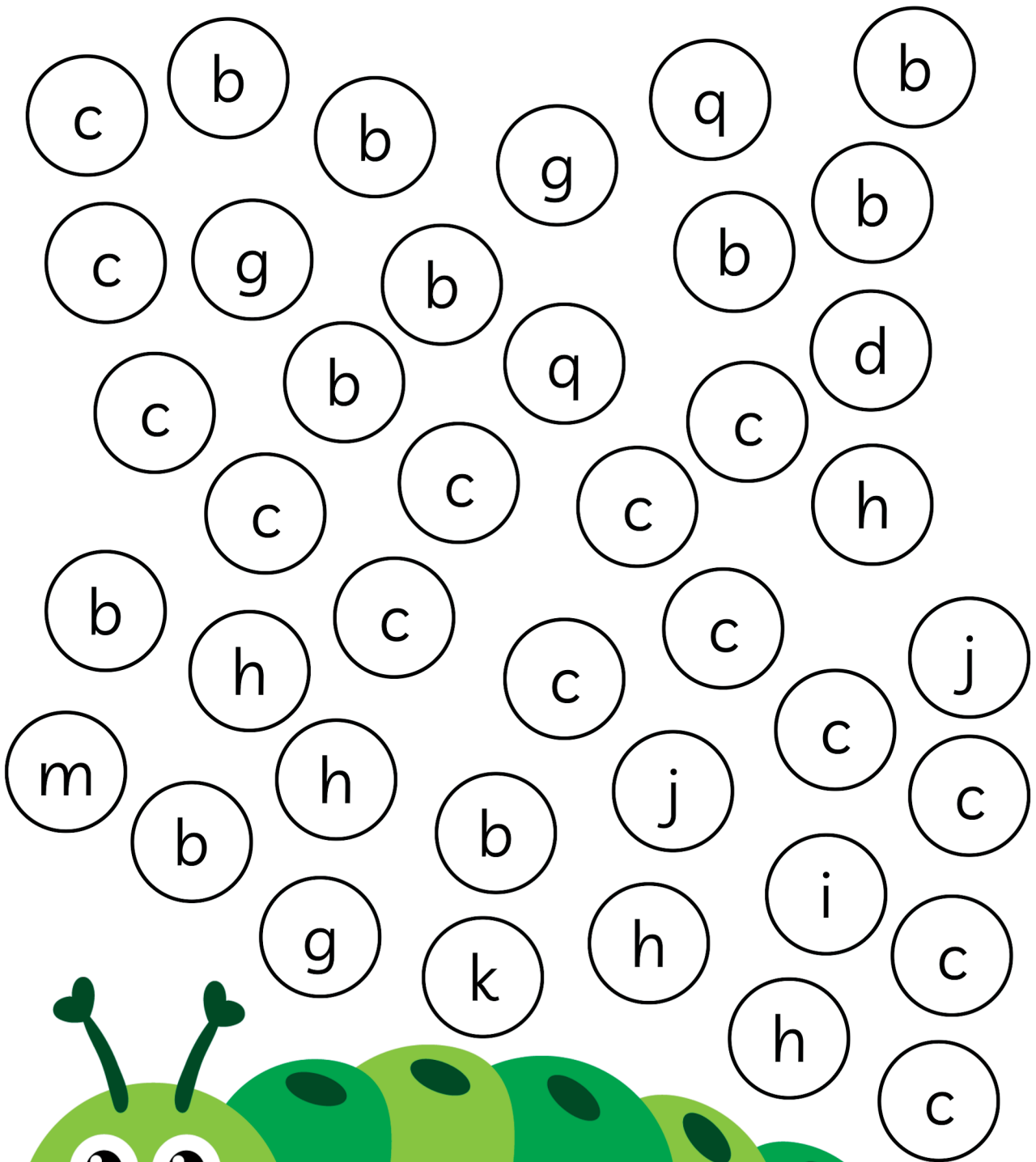
Dab the uppercase C.



Name _____

Date _____

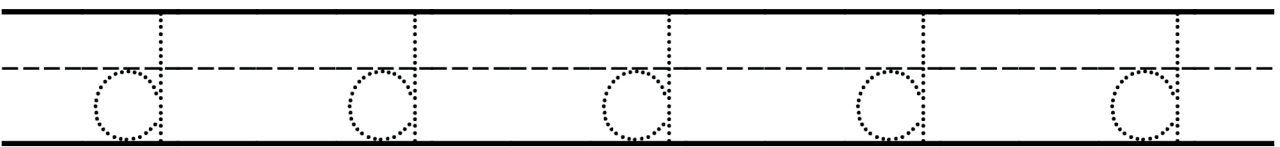
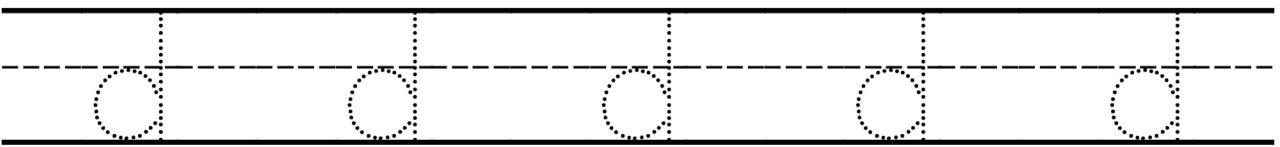
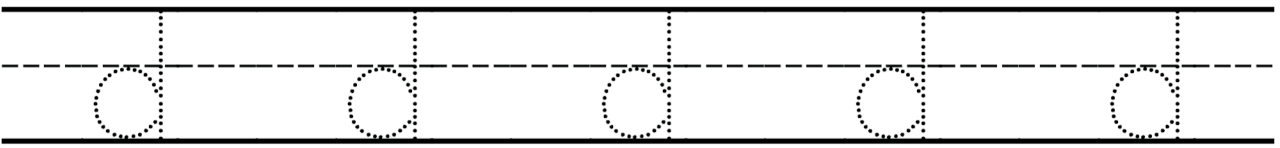
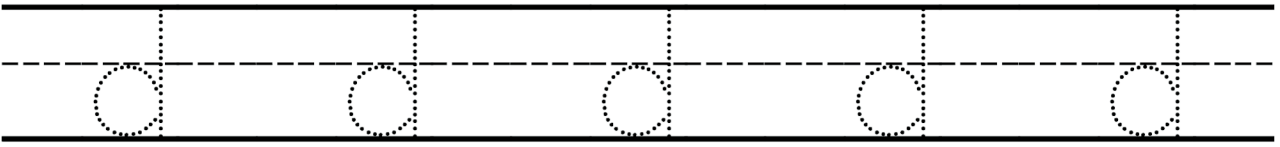
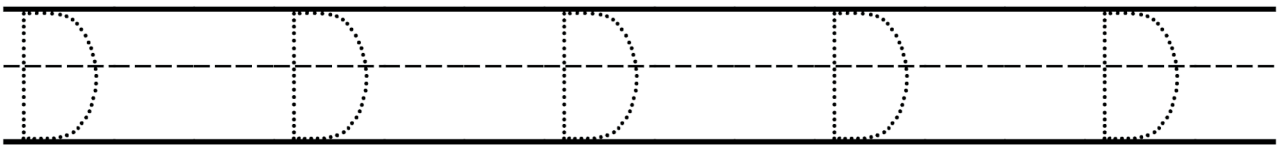
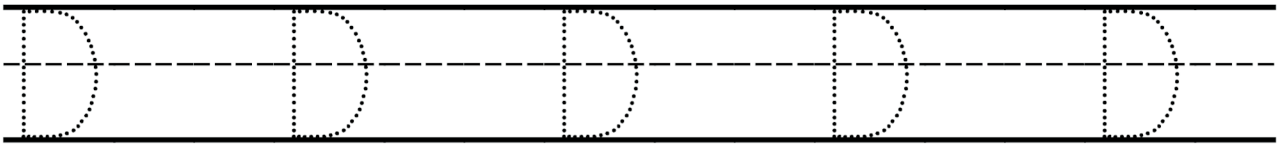
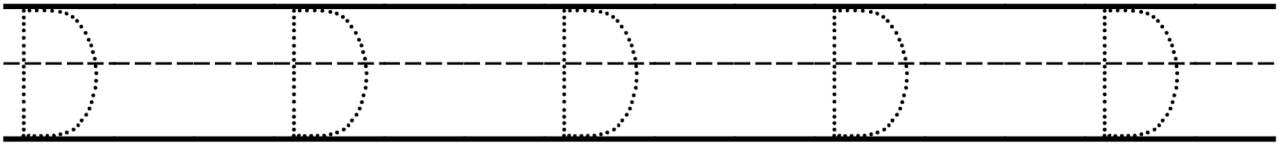
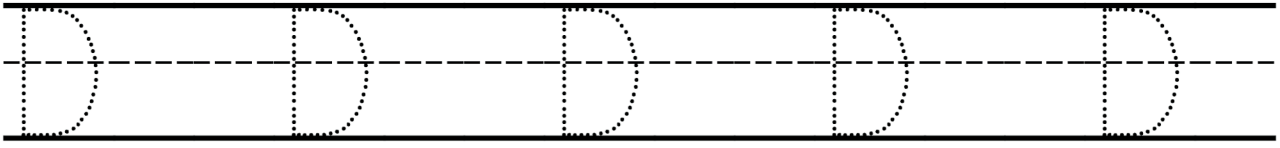
Dab the lowercase c.



Name _____

Date _____

Trace the letter Dd.



Name _____

Date _____

Write the letter Dd.

D

D

D

D

D

Handwriting practice lines for uppercase letter D. Each set consists of a solid top line, a dashed middle line, and a solid bottom line. There are two such sets of lines provided for practice.

d

d

d

d



d

Handwriting practice lines for lowercase letter d. Each set consists of a solid top line, a dashed middle line, and a solid bottom line. There are two such sets of lines provided for practice.

Name _____

Date _____



Dab the uppercase D.



Name _____

Date _____

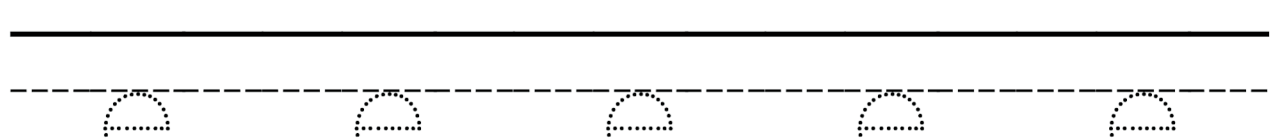
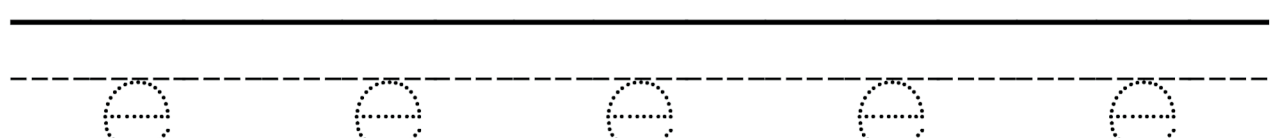
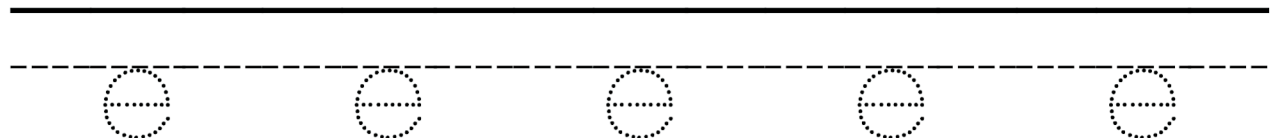
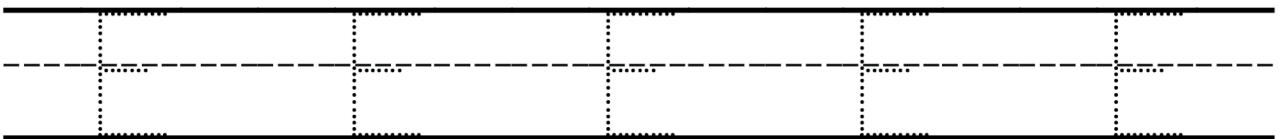
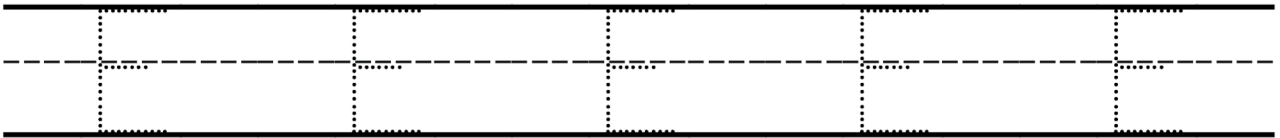
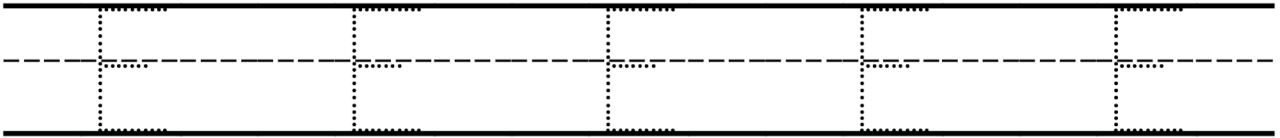
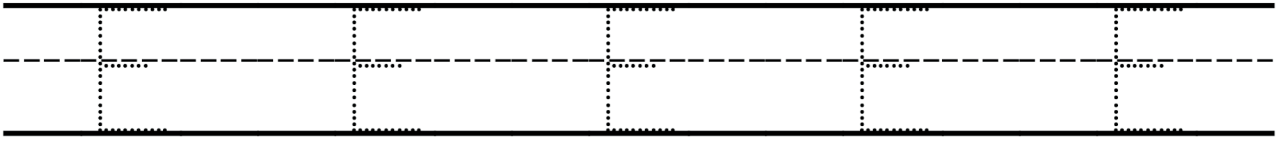
Dab the lowercase d.



Name _____

Date _____

Trace the letter Ee.



Name _____

Date _____

Write the letter Ee.

E E E E E

Handwriting practice lines for uppercase letter E. Each set consists of a solid top line, a dashed middle line, and a solid bottom line. There are two such sets of lines provided for practice.

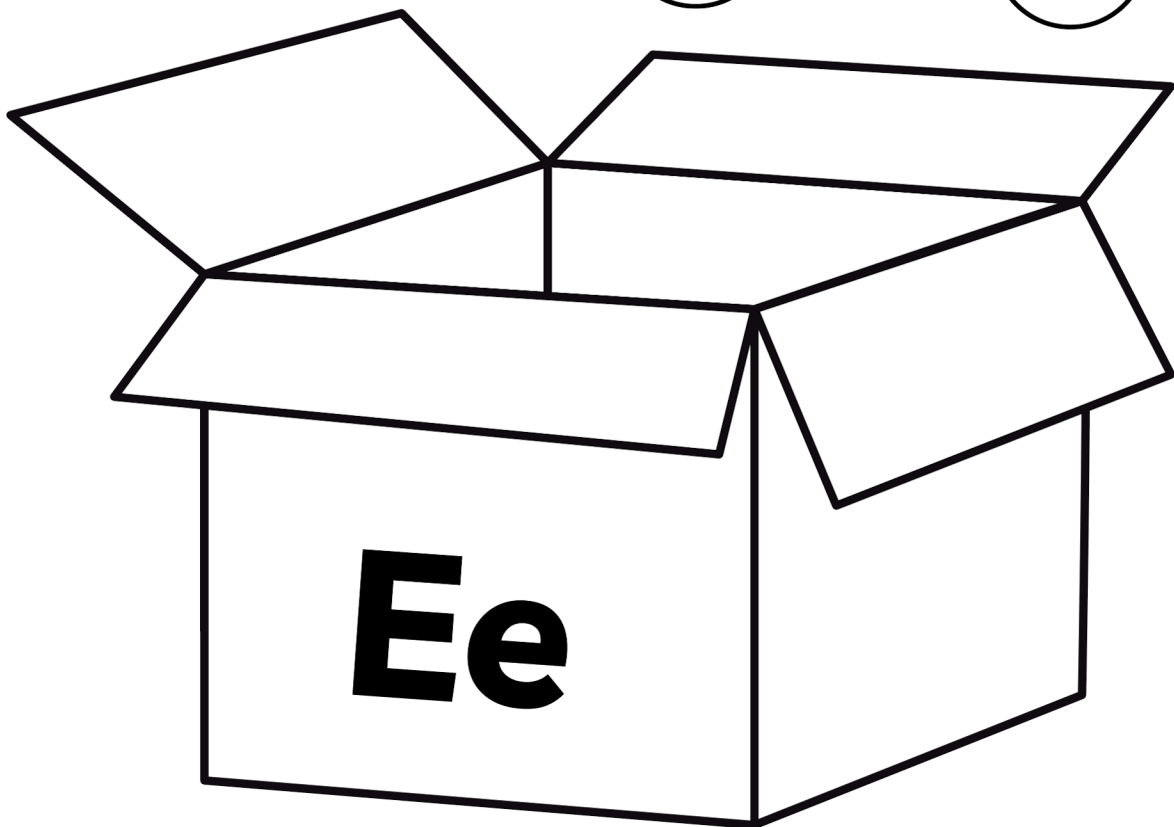

e e e e e

Handwriting practice lines for lowercase letter e. Each set consists of a solid top line, a dashed middle line, and a solid bottom line. There are two such sets of lines provided for practice.

Name _____

Date _____



Dab the uppercase E.



Name _____

Date _____

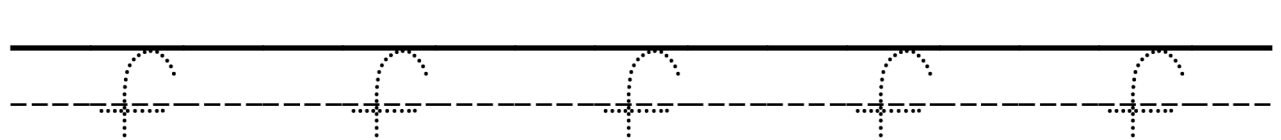
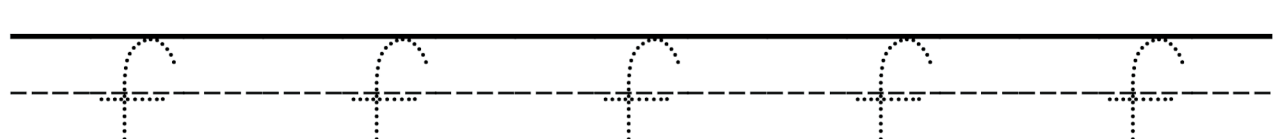
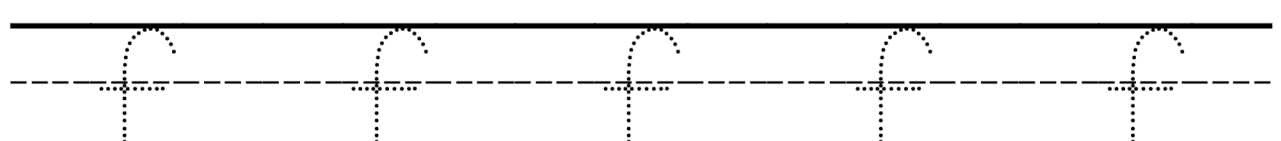
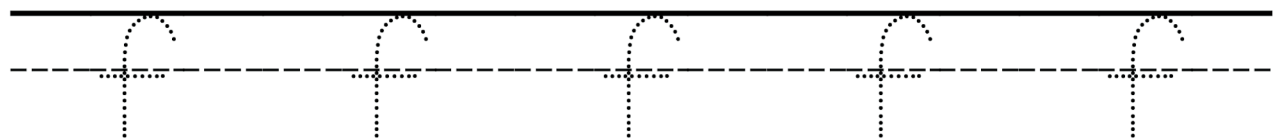
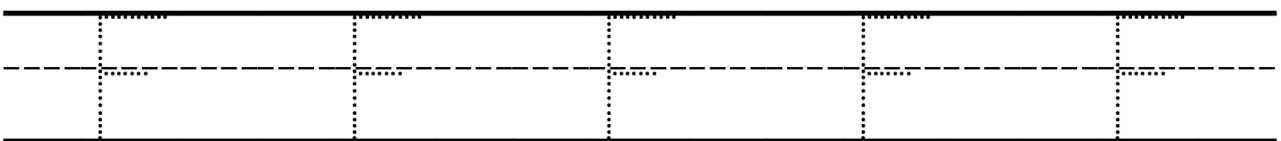
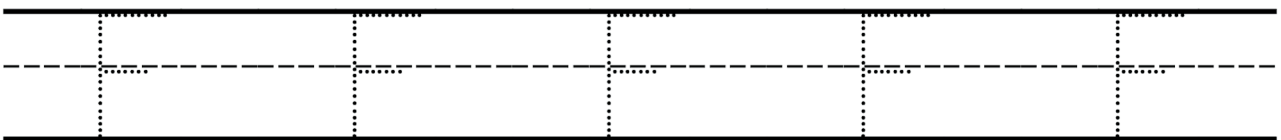
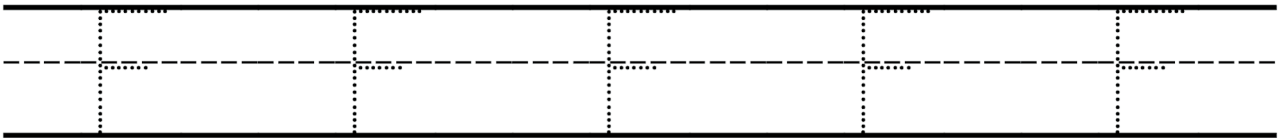
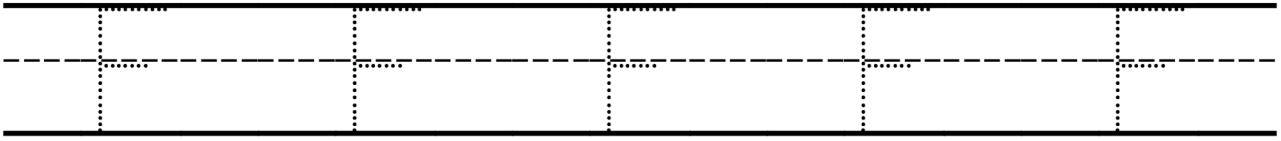
Dab the lowercase e.



Name _____

Date _____

Trace the letter Ff.



Name _____

Date _____

Write the letter Ff.

F F F F F

Handwriting practice lines for uppercase letter F. The first set of lines includes a solid top line, a dashed middle line, and a solid bottom line. The second set of lines includes a solid top line, a dashed middle line, and a solid bottom line.



f f f f f

Handwriting practice lines for lowercase letter f. The first set of lines includes a solid top line, a dashed middle line, and a solid bottom line. The second set of lines includes a solid top line, a dashed middle line, and a solid bottom line.

Name _____

Date _____

Dab the uppercase F.




Name _____

Date _____

Dab the lowercase f.

A collection of lowercase letters in circles for a dot-marker activity. The letters are: s, f, p, q, q, f, q, r, t, q, g, v, g, b, f, r, f, g, s, p, s, b, f, f, f, f, x, f, f, g, p, b, f, f, w, p, f, p.



Name _____

Date _____

Trace the letter Gg.

G

G

G

G

G

G

G

G

G

G

G

G

G

G

G

G

G

G

G

G

g

g

g

g

g

g

g

g

g

g

g

g

g

g

g

g

g

g

g

g

Name _____ Date _____

Write the letter Gg.


G G G G G

g g g g g

Name _____

Date _____


Dab the uppercase G.



Name _____

Date _____

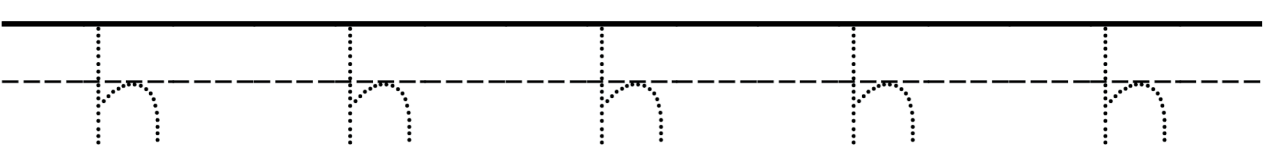
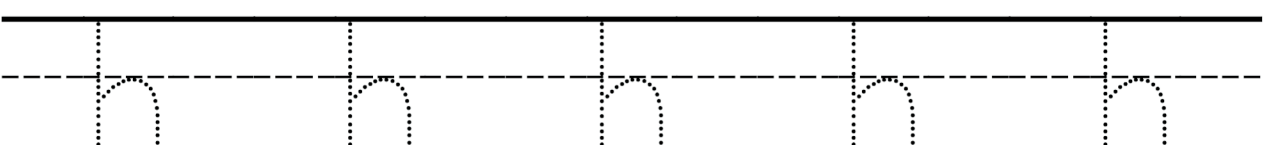
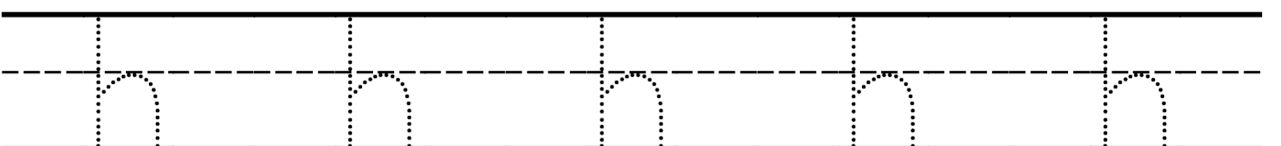
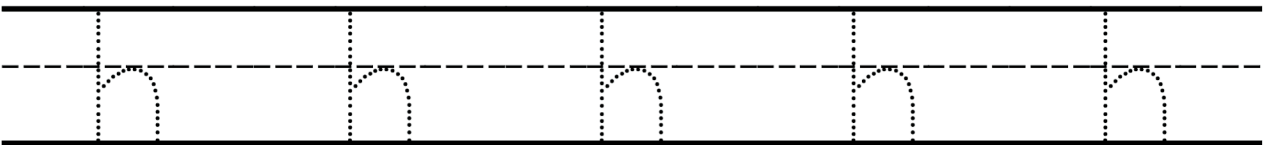
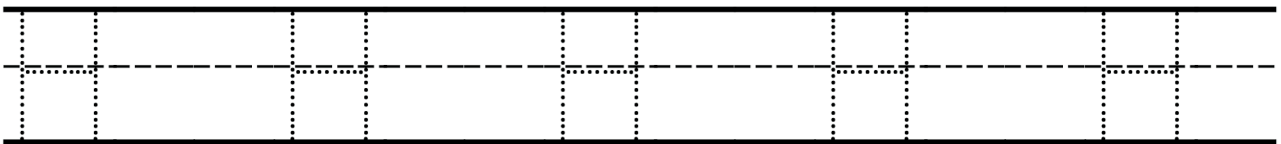
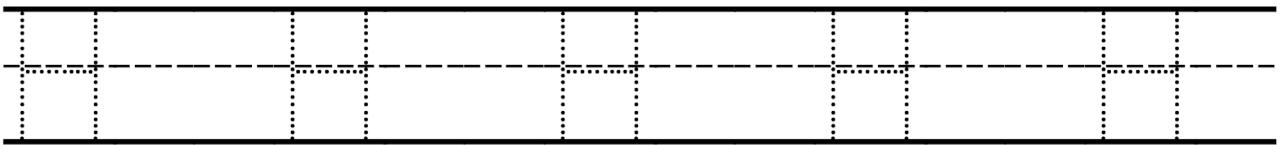
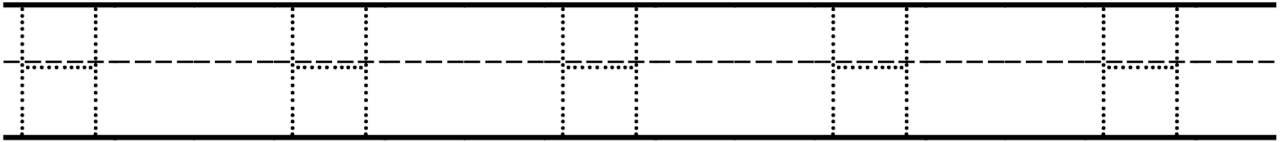
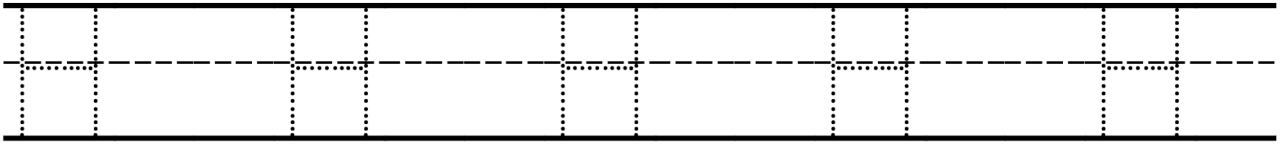
Dab the lowercase g.



Name _____

Date _____

Trace the letter Hh.



Name _____

Date _____

Write the letter Hh.

H H H H H

Handwriting practice lines for uppercase letter H. The first row is a solid line. The second row is a dashed line. The third row is a solid line. The fourth row is a solid line. The fifth row is a dashed line. The sixth row is a solid line.



h h h h h

Handwriting practice lines for lowercase letter h. The first row is a solid line. The second row is a dashed line. The third row is a solid line. The fourth row is a solid line. The fifth row is a dashed line. The sixth row is a solid line.

Name _____

Date _____

Dab the uppercase H.



Name _____

Date _____

Dab the lowercase h.

h a k h a h

k h s h h k

h h k r h

h s


h a

f k

h h h

w k p

h k s k

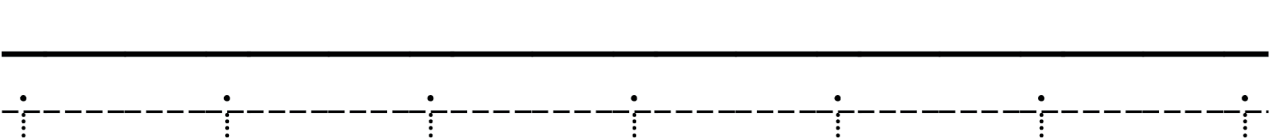
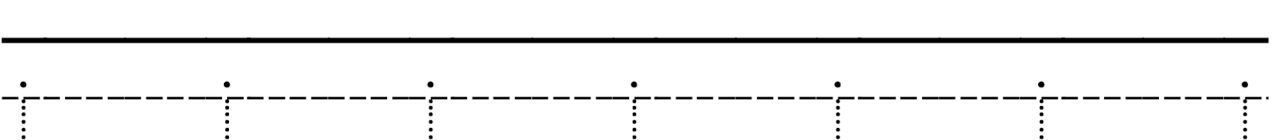
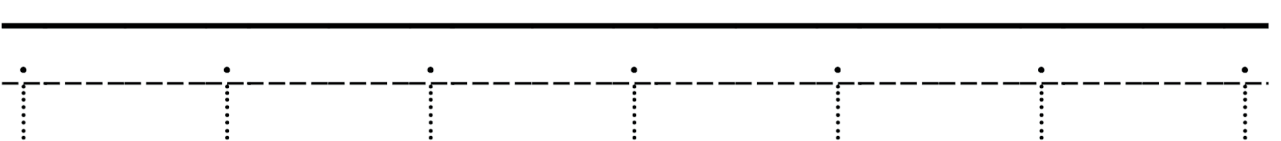
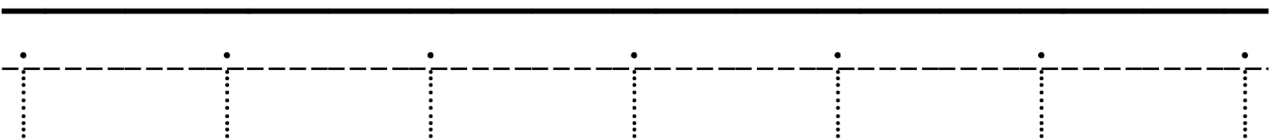
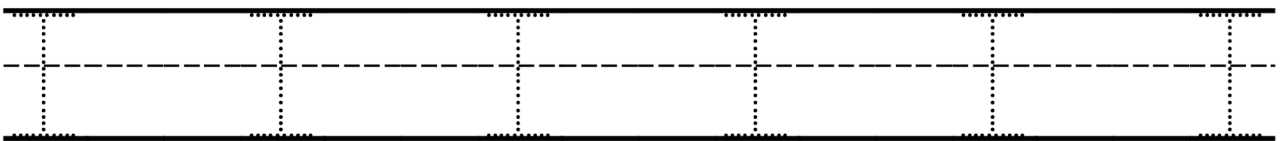
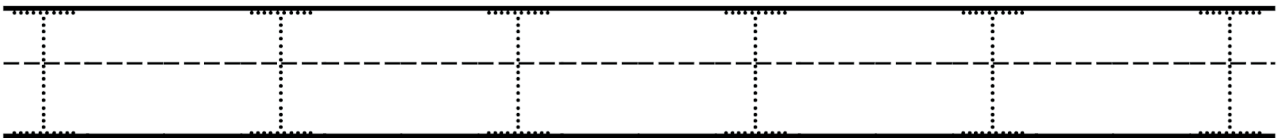
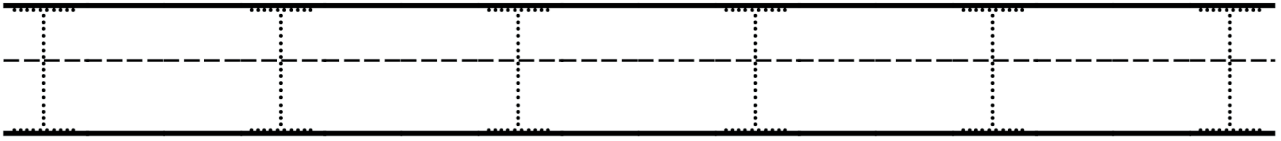


A large, colorful hot air balloon is positioned on the right side of the page. The balloon's envelope is divided into vertical stripes of blue, green, yellow, red, pink, and purple. It is attached to a brown wicker basket with a heart-shaped cutout on its front. The basket is supported by several vertical ropes. The background is white, and the entire page is framed by a blue border.

Name _____

Date _____

Trace the letter li.



Name _____

Date _____

Write the letter li.

I

I

I

I

I

Handwriting practice lines for uppercase letter 'I'. Each set consists of a solid top line, a dashed middle line, and a solid bottom line. There are two such sets of lines provided for practice.

i

i

i

i



i

Handwriting practice lines for lowercase letter 'i'. Each set consists of a solid top line, a dashed middle line, and a solid bottom line. There are two such sets of lines provided for practice.

Name _____

Date _____



Dab the uppercase I.



Name _____

Date _____

Dab the lowercase i.



Name _____

Date _____

Trace the letter Jj.

J J J J J

J J J J J

J J J J J

J J J J J

j j j j j j j

j j j j j j j

j j j j j j j

j j j j j j j

Name _____

Date _____

Write the letter Jj.

J J J J J

Handwriting practice lines for uppercase letter J. The first row contains five examples of the letter J. Below are two sets of blank handwriting lines, each consisting of a solid top line, a dashed middle line, and a solid bottom line.



j j j j j

Handwriting practice lines for lowercase letter j. The first row contains five examples of the letter j. Below are two sets of blank handwriting lines, each consisting of a solid top line, a dashed middle line, and a solid bottom line.

Name _____

Date _____

Dab the uppercase J.




Name _____

Date _____

Dab the lowercase j.

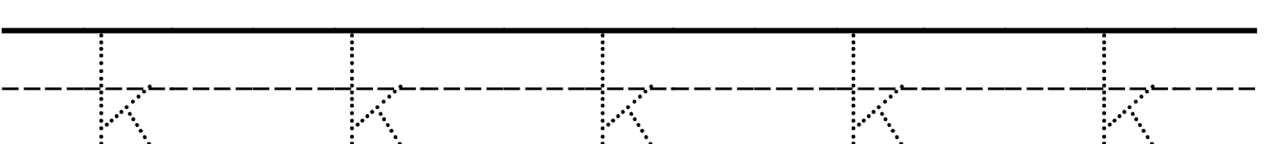
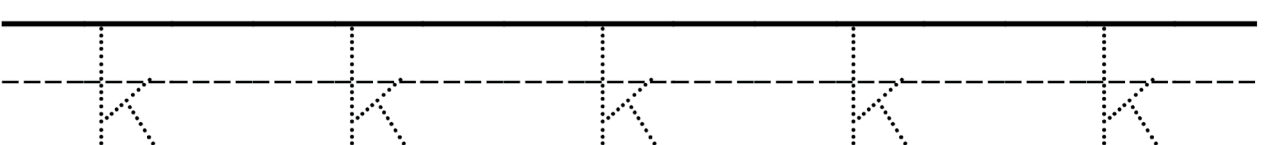
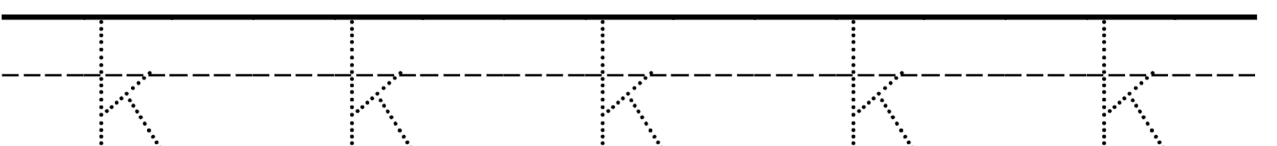
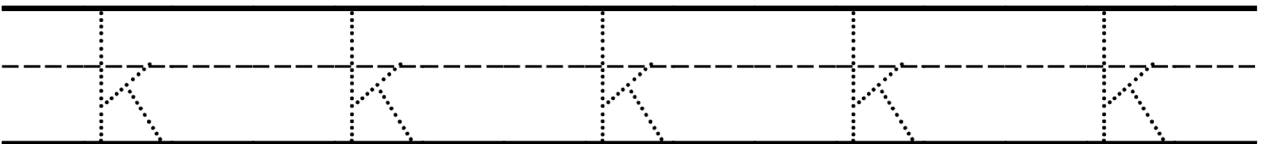
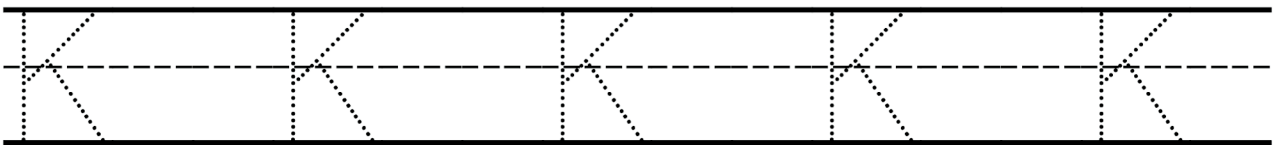
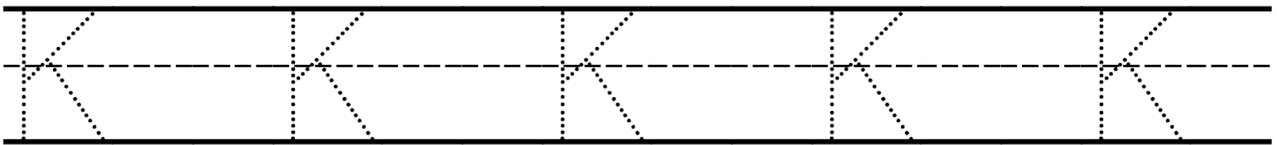
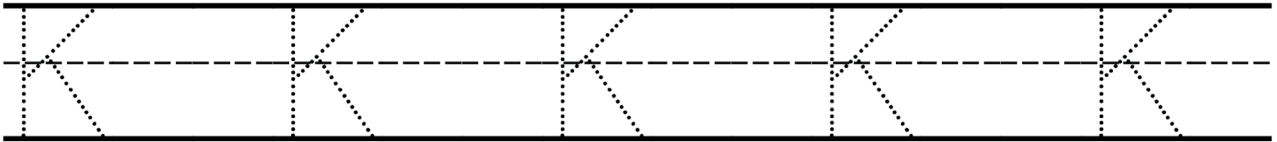
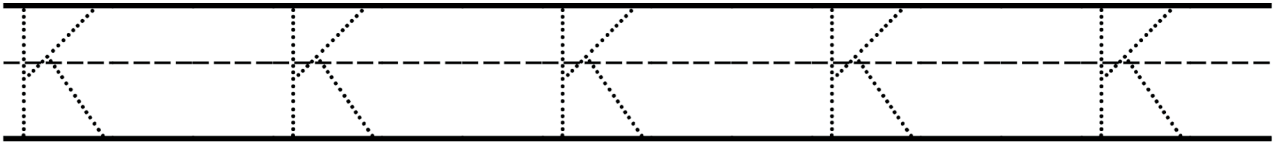
A collection of lowercase letters in circles for a dot-marker activity. The letters are: s, j, p, j, m, w, j, v, t, j, g, v, n, m, m, w, j, w, s, g, w, j, w, j, f, j, f, g, p, g, m, j, j, w, v, n, p.



Name _____

Date _____

Trace the letter K.



Name _____

Date _____

Write the letter Kk.

K

K

K

K

K

Handwriting practice lines for uppercase letter K. Each row consists of a solid top line, a dashed middle line, and a solid bottom line.

k

k

k

k



k

Handwriting practice lines for lowercase letter k. Each row consists of a solid top line, a dashed middle line, and a solid bottom line.

Name _____

Date _____


Dab the uppercase K.



Name _____

Date _____

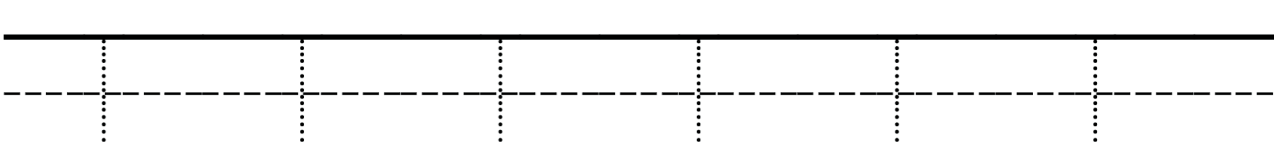
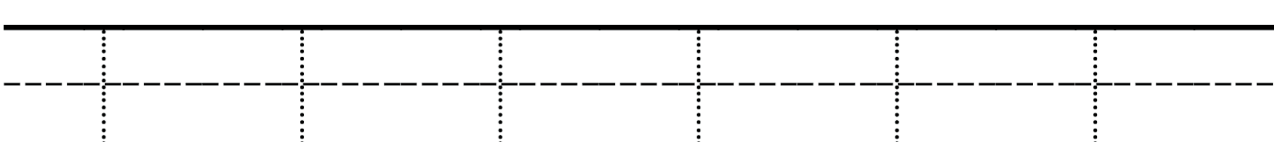
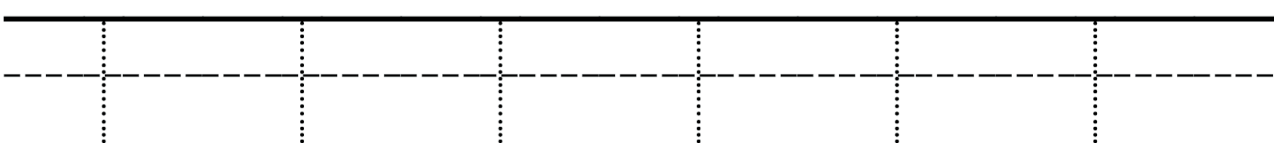
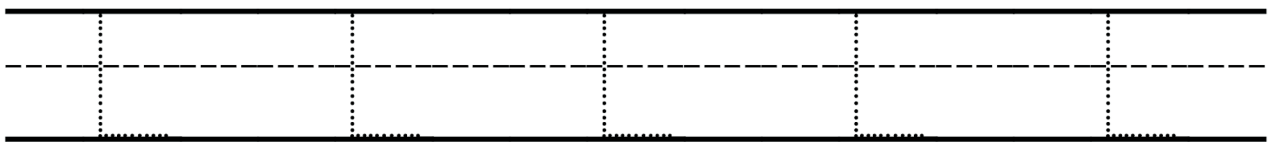
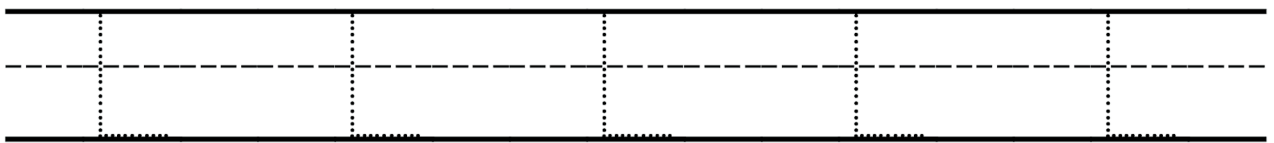
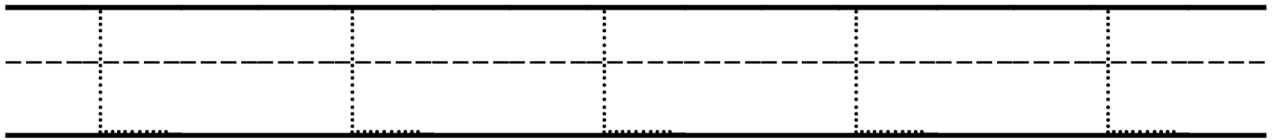
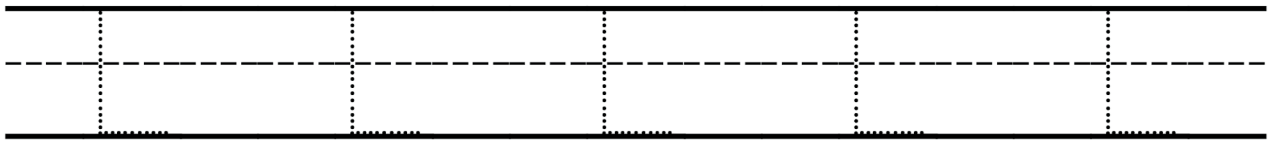
Dab the lowercase k.



Name _____

Date _____

Trace the letter Ll.



Name _____

Date _____

Write the letter Ll.

L

L

L

L

L

Handwriting practice lines for uppercase letter L. Each row consists of a solid top line, a dashed middle line, and a solid bottom line. There are two such rows provided for practice.

l

l

l

l



l

Handwriting practice lines for lowercase letter l. Each row consists of a solid top line, a dashed middle line, and a solid bottom line. There are two such rows provided for practice.

Name _____

Date _____



Dab the uppercase L.



Name _____

Date _____

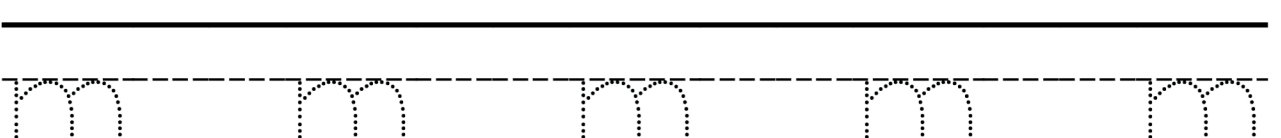
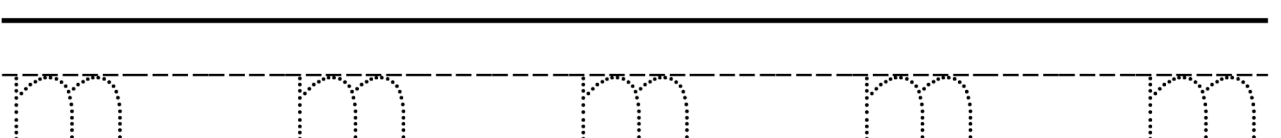
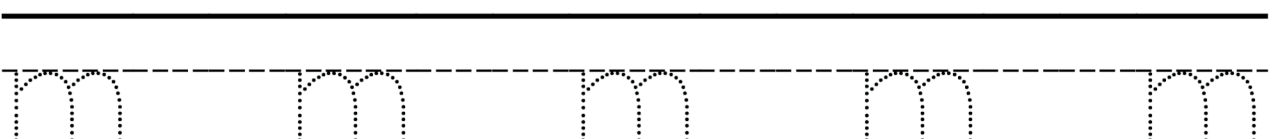
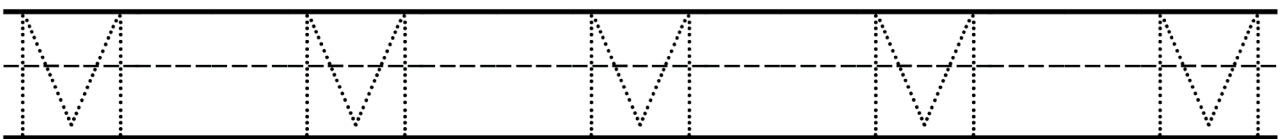
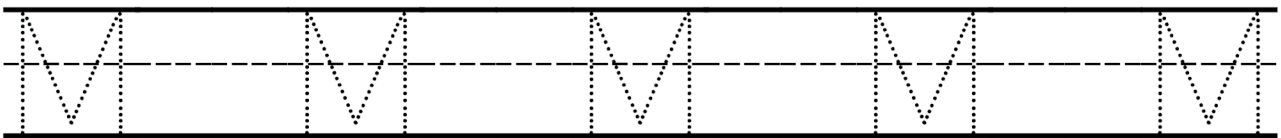
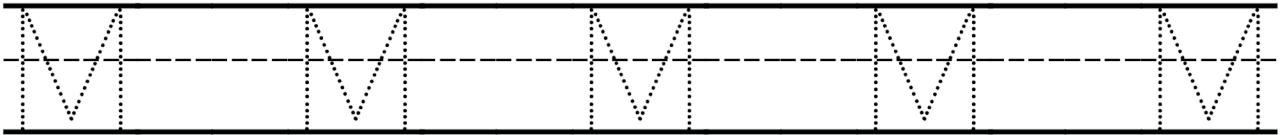
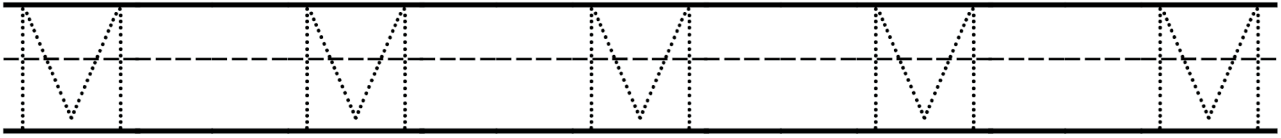
Dab the lowercase l.



Name _____

Date _____

Trace the letter Mm.



Name _____ Date _____

Write the letter Mm.



M M M M M

m m m m m

Name _____

Date _____


Dab the uppercase M.



Name _____

Date _____

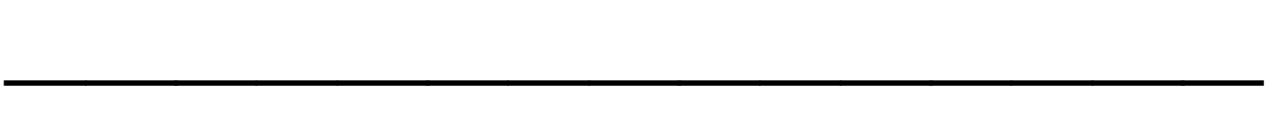
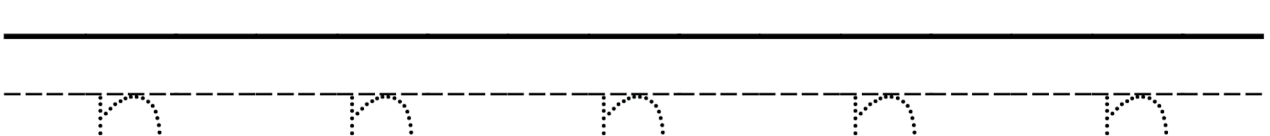
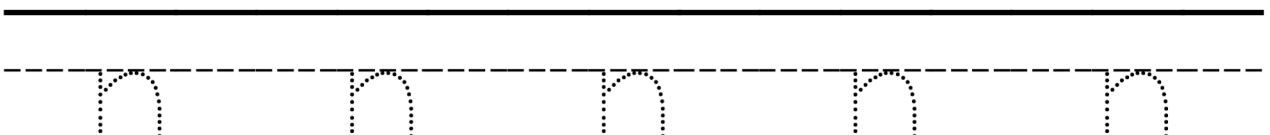
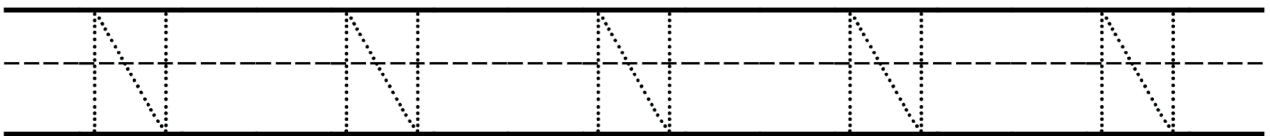
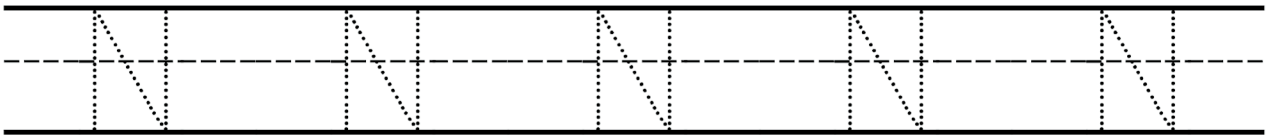
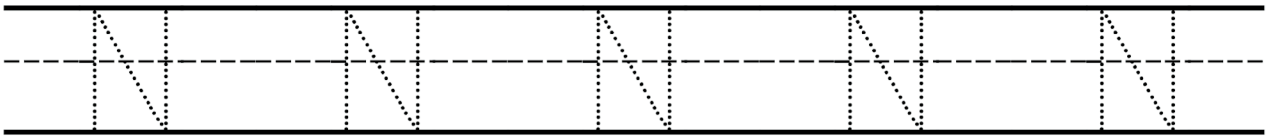
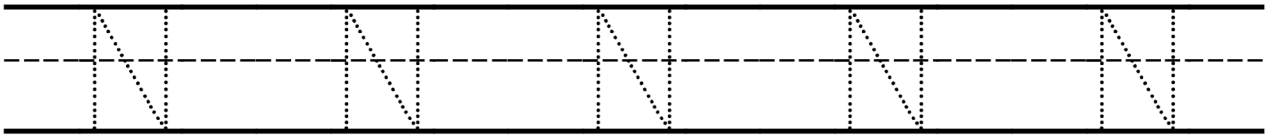
Dab the lowercase m.



Name _____

Date _____

Trace the letter Nn.



Name _____

Date _____

Write the letter Nn.

N

N

N

N

N

Handwriting practice lines for uppercase letter N. Each row consists of a solid top line, a dashed middle line, and a solid bottom line. There are two such rows provided for practice.

n

n

n

n



n

Handwriting practice lines for lowercase letter n. Each row consists of a solid top line, a dashed middle line, and a solid bottom line. There are two such rows provided for practice.

Name _____

Date _____



Dab the uppercase N.



Name _____

Date _____

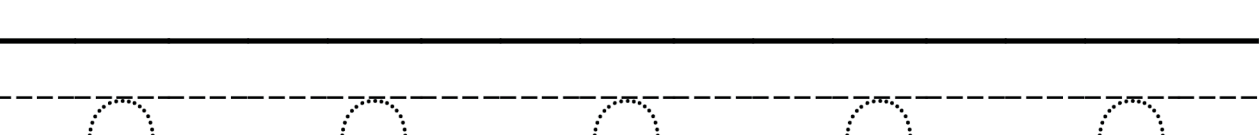
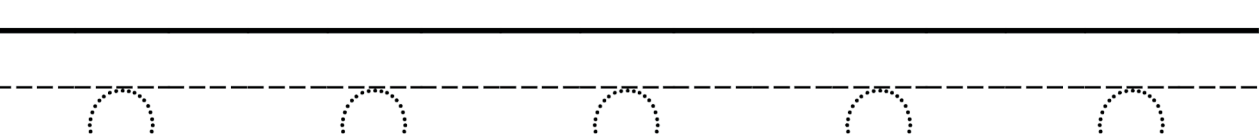
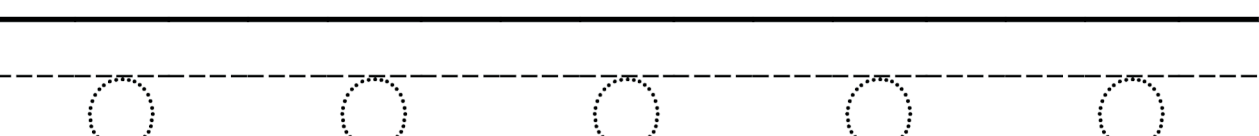
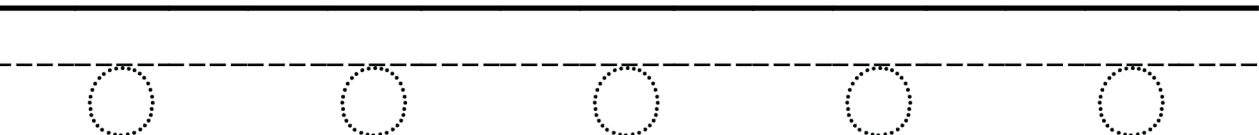
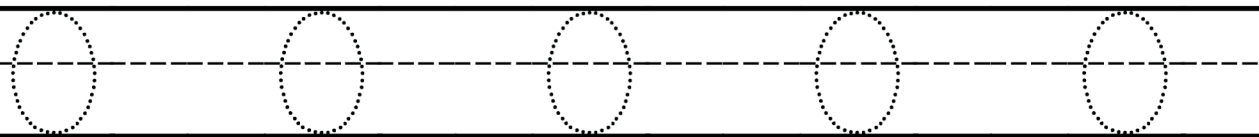
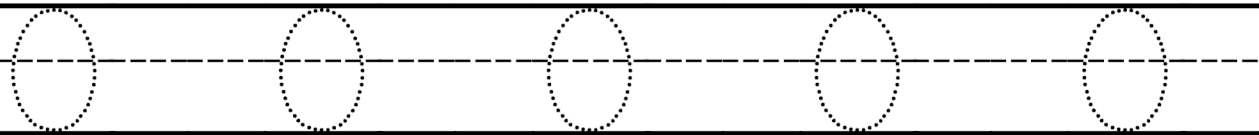
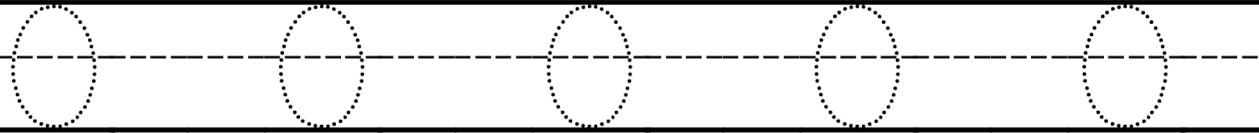
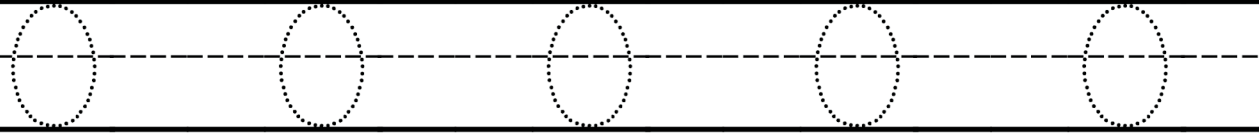
Dab the lowercase n.



Name _____

Date _____

Trace the letter Oo.



Name _____

Date _____

Write the letter Oo.

O

O

O

O

O

Handwriting practice lines for uppercase letter O. Each set consists of a solid top line, a dashed middle line, and a solid bottom line. There are two such sets provided for practice.

o

o

o

o



o

Handwriting practice lines for lowercase letter o. Each set consists of a solid top line, a dashed middle line, and a solid bottom line. There are two such sets provided for practice.

Name _____

Date _____


Dab the uppercase O.



Name _____

Date _____

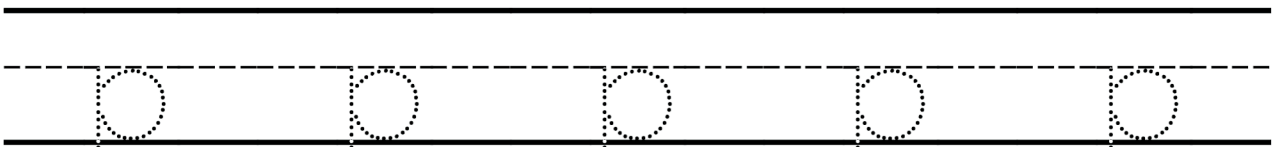
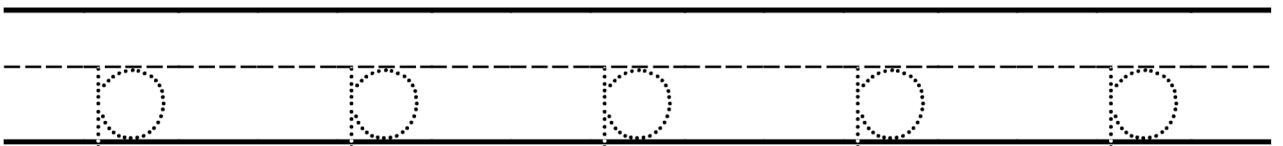
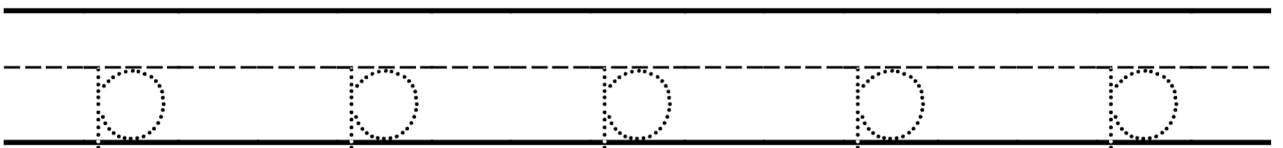
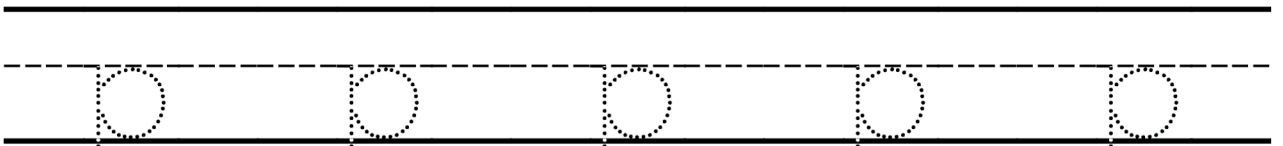
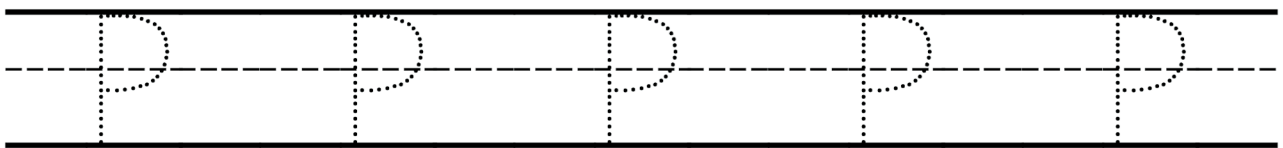
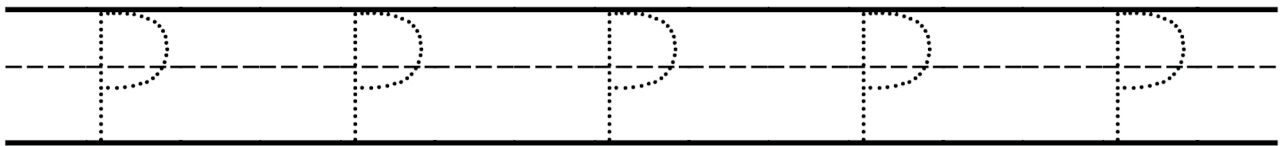
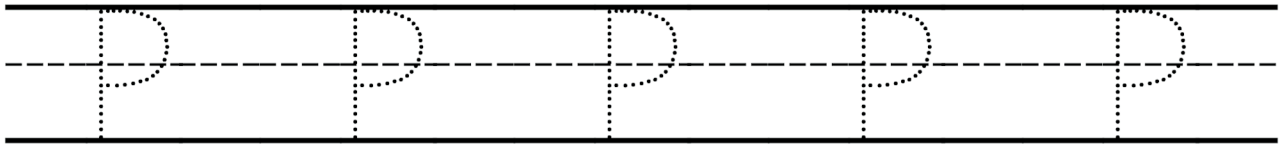
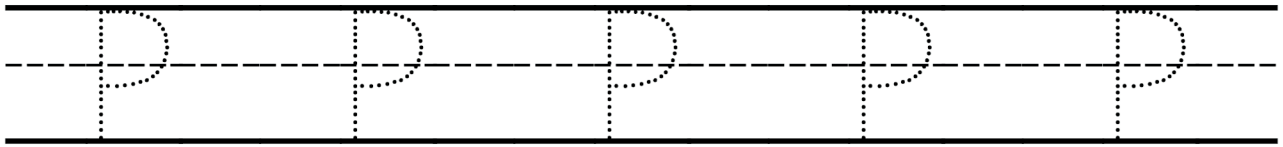
Dab the lowercase o.



Name _____

Date _____

Trace the letter Pp.



Name _____

Date _____

Write the letter Pp.

P P P P P

Handwriting practice lines for uppercase letter P. Each row consists of a solid top line, a dashed middle line, and a solid bottom line. There are two such rows provided for practice.

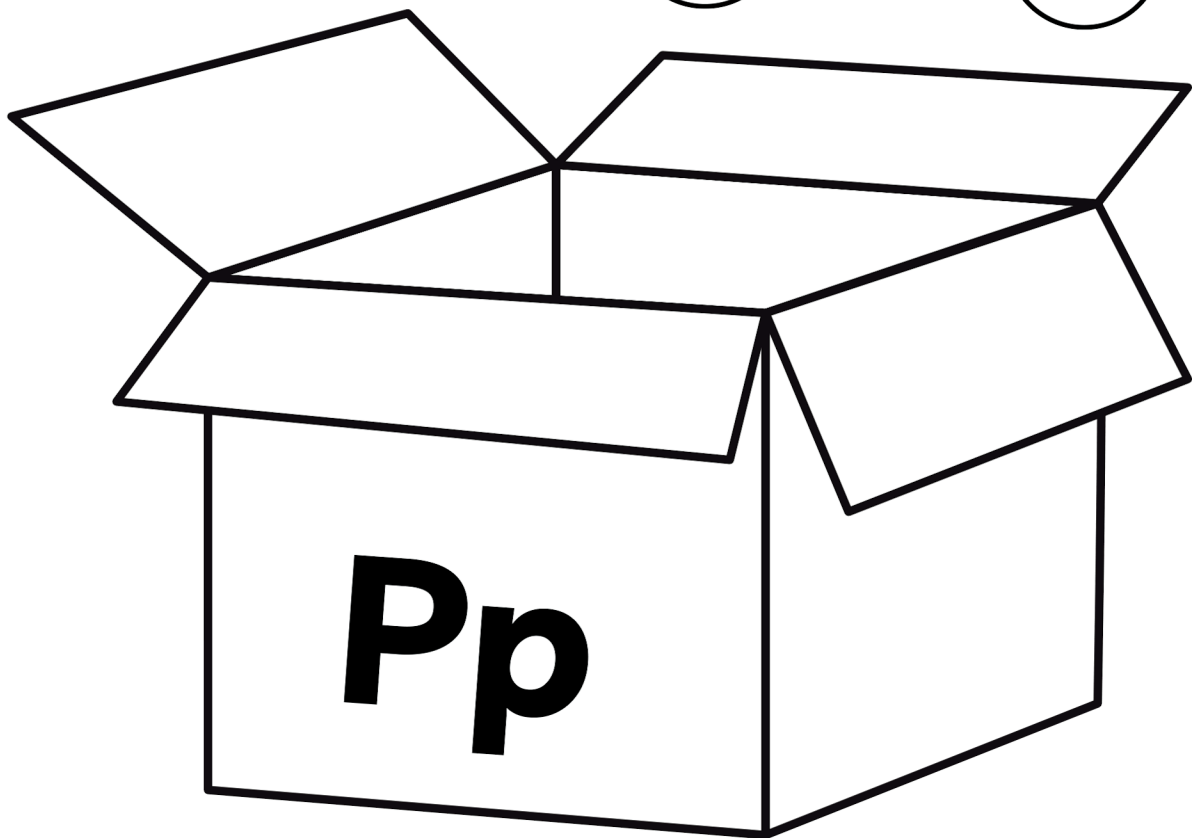

p p p p p

Handwriting practice lines for lowercase letter p. Each row consists of a solid top line, a dashed middle line, and a solid bottom line. There are two such rows provided for practice.

Name _____

Date _____


Dab the uppercase P.



Name _____

Date _____

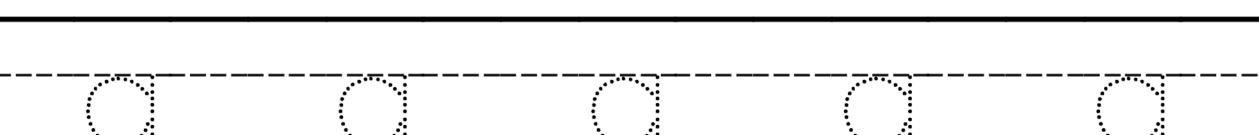
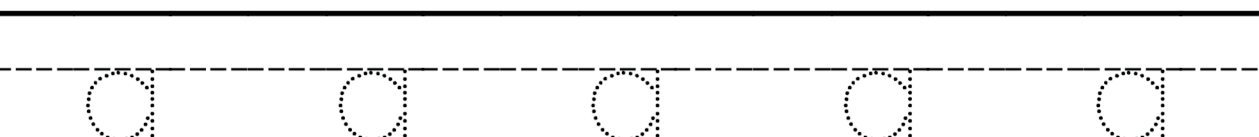
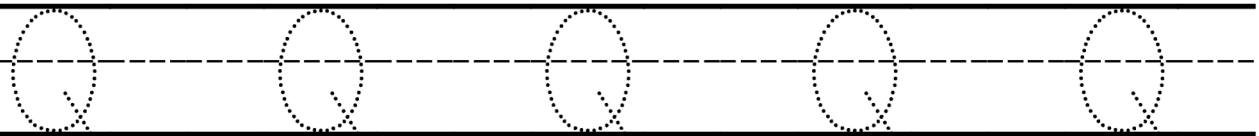
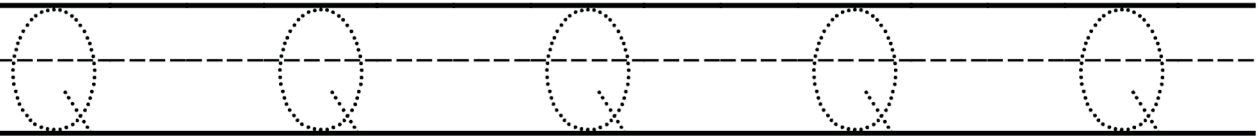
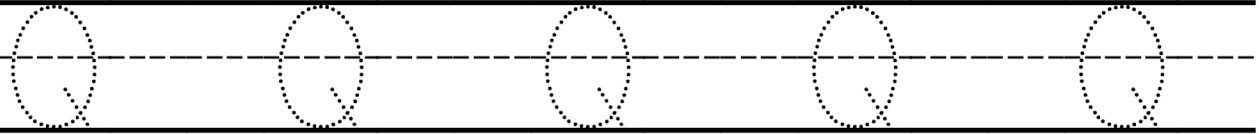
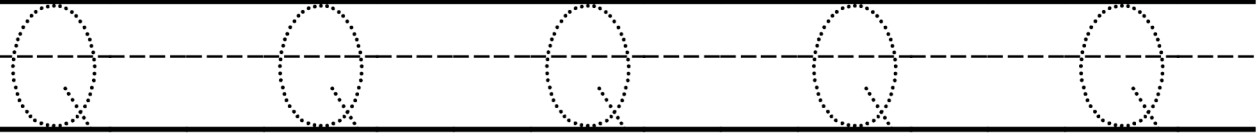
Dab the lowercase p.



Name _____

Date _____

Trace the letter Qq.



Name _____

Date _____

Write the letter Qq.

Q

Q

Q

Q

Q

Handwriting practice lines for uppercase Q. The first row contains five examples of the letter Q. Below are two sets of blank handwriting lines, each consisting of a solid top line, a dashed middle line, and a solid bottom line.

q

q

q

q


q

Handwriting practice lines for lowercase q. The first row contains five examples of the letter q. Below are two sets of blank handwriting lines, each consisting of a solid top line, a dashed middle line, and a solid bottom line.

Name _____

Date _____


Dab the uppercase Q.



Name _____

Date _____

Dab the lowercase q.



Name _____

Date _____

Trace the letter Rr.

R R R R R

R R R R R

R R R R R

R R R R R

r r r r r

r r r r r

r r r r r

r r r r r

r r r r r

Name _____ Date _____

Write the letter Rr.

R R R R R

Handwriting practice lines for uppercase letter R. Each row consists of a solid top line, a dashed middle line, and a solid bottom line. There are two such rows provided for practice.

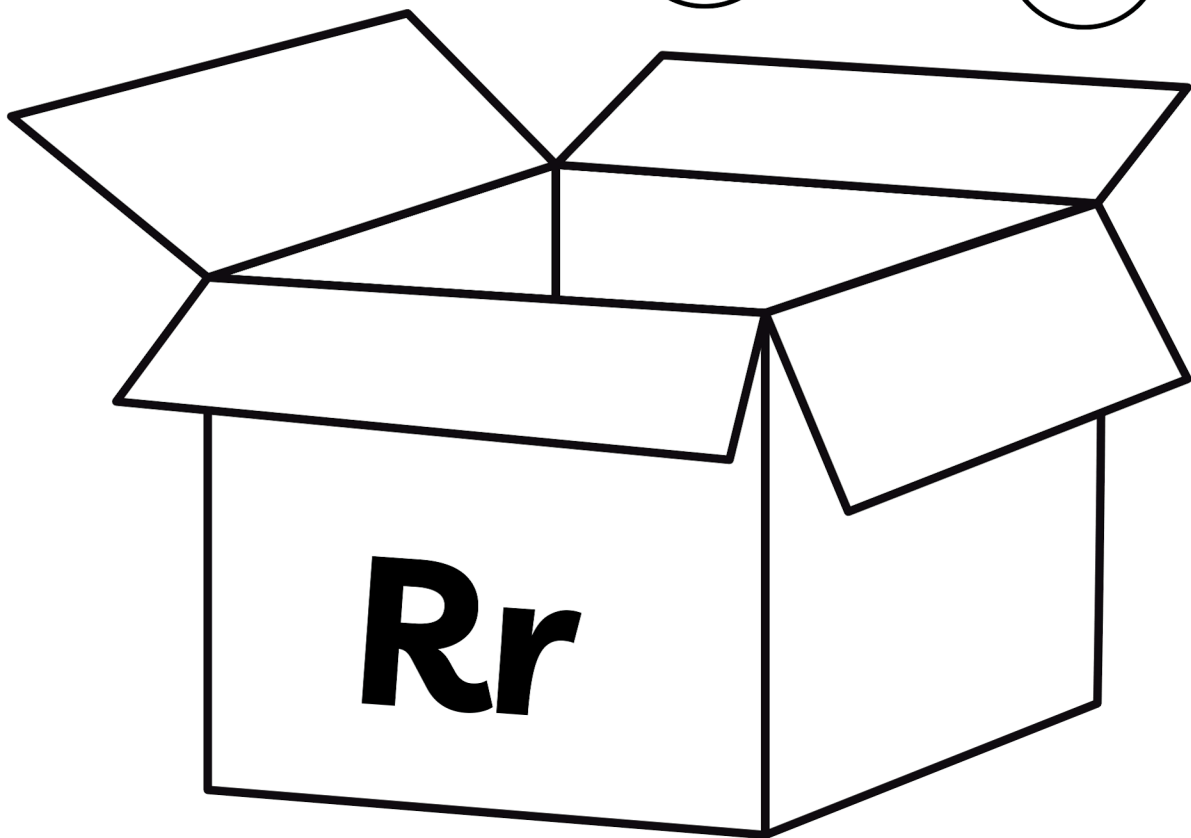

r r r r r

Handwriting practice lines for lowercase letter r. Each row consists of a solid top line, a dashed middle line, and a solid bottom line. There are two such rows provided for practice.

Name _____

Date _____


Dab the uppercase R.



Name _____

Date _____

Dab the lowercase r.



Name _____

Date _____

Trace the letter Ss.

S S S S S

S S S S S

S S S S S

S S S S S

S S S S S

S S S S S

S S S S S

S S S S S

Name _____ Date _____

Write the letter Ss.



S S S S S

s s s s s

Name _____

Date _____

Dab the uppercase S.



Name _____

Date _____

Dab the lowercase s.

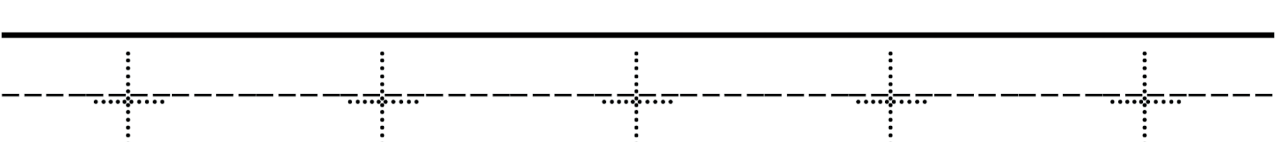
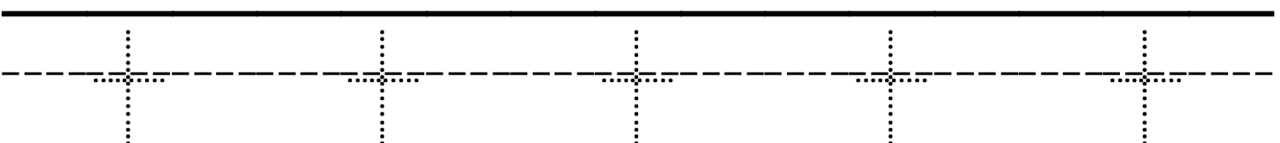
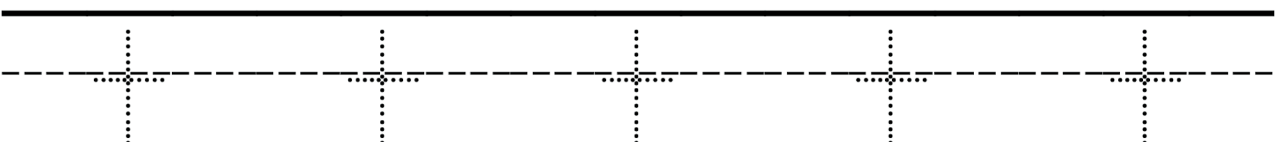
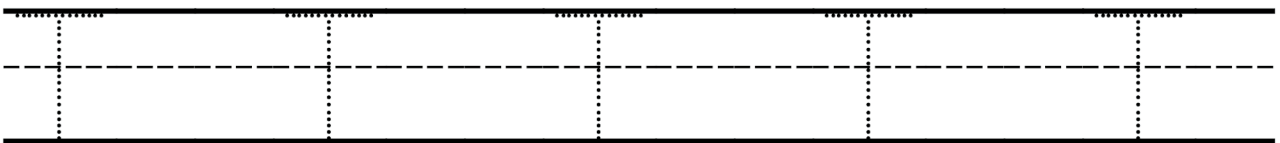
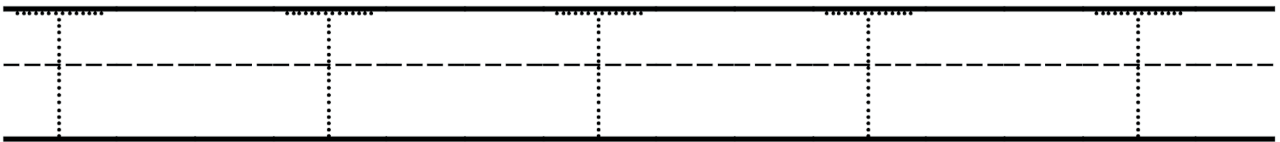
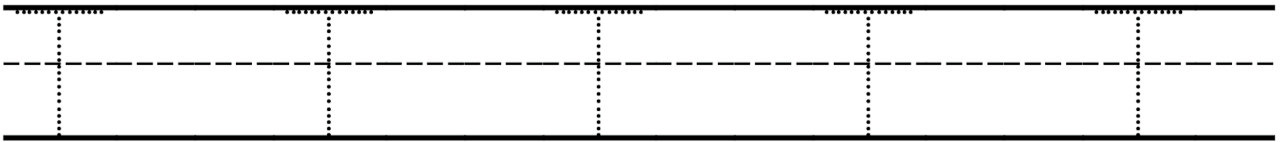
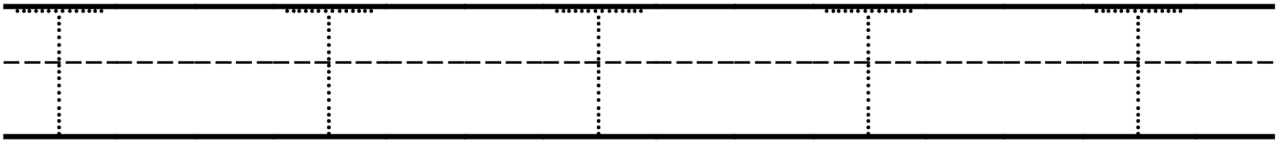
A collection of lowercase letters in circles for a dot-marker activity. The letters are: s, s, s, s, q, f, k, r, y, s, k, s, f, x, b, k, s, s, y, p, s, b, s, s, x, f, s, x, s, p, x, k, s, s, w, p, k, p.



Name _____

Date _____

Trace the letter Tt.



Name _____

Date _____

Write the letter Tt.

T

T

T

T

T

Handwriting practice lines for uppercase letter T. Each row consists of a solid top line, a dashed middle line, and a solid bottom line. There are two such rows provided for practice.

t

t

t

t



t

Handwriting practice lines for lowercase letter t. Each row consists of a solid top line, a dashed middle line, and a solid bottom line. There are two such rows provided for practice.

Name _____

Date _____

Dab the uppercase T.




Name _____

Date _____

Dab the lowercase t.

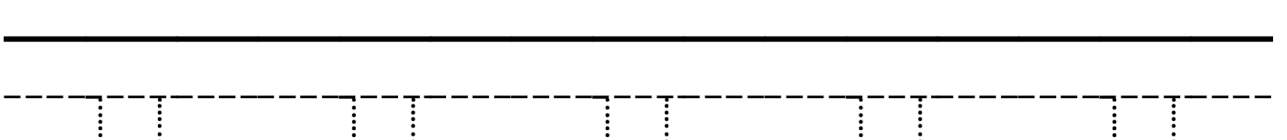
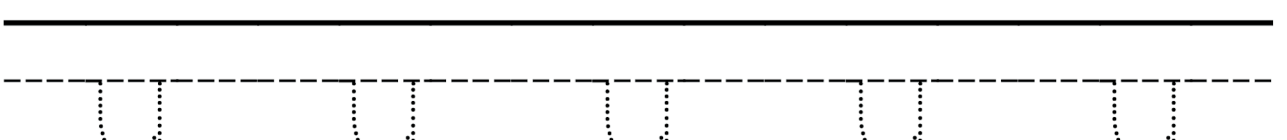
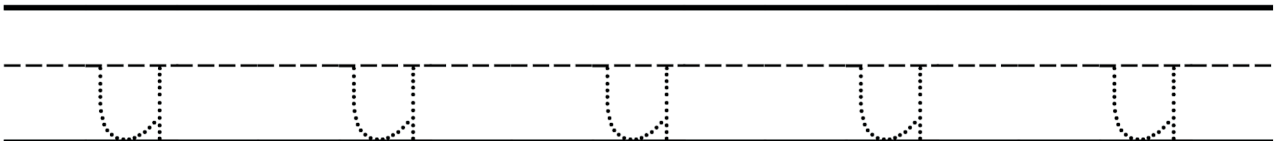
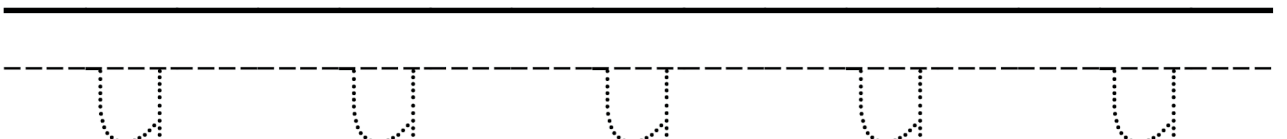
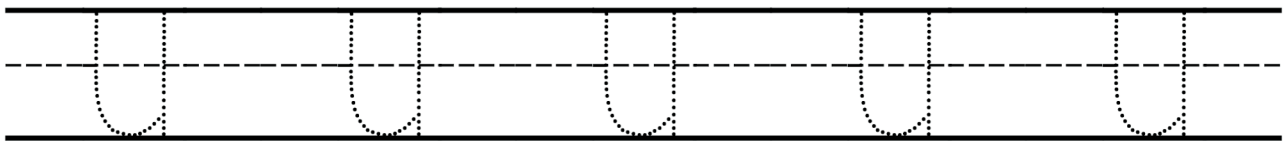
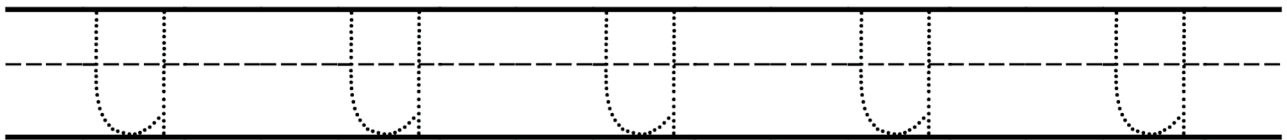
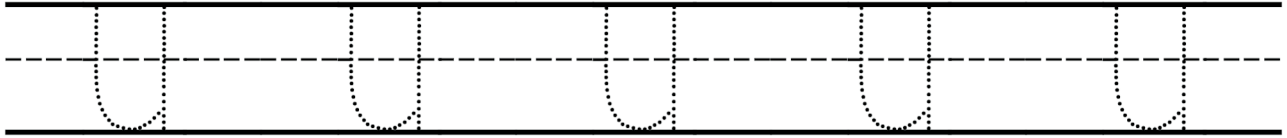
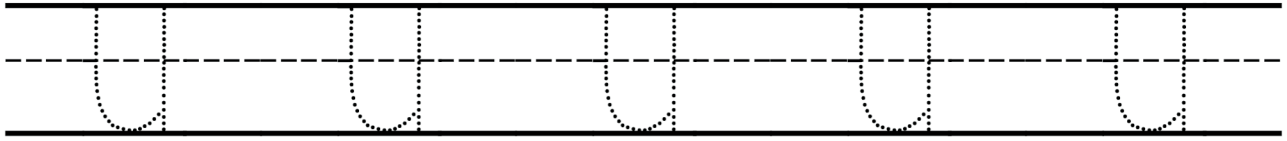
A collection of lowercase letters in circles for a dot-marker activity. The letters are: x, x, t, t, n, t, t, w, t, p, t, t, f, w, j, n, f, x, t, w, t, w, t, n, p, t, f, x, f, k, t, t, t, x.



Name _____

Date _____

Trace the letter Uu.



Name _____

Date _____

Write the letter Uu.

U

U

U

U

U

Handwriting practice lines for uppercase letter U. Each set consists of a solid top line, a dashed middle line, and a solid bottom line.

u

u

u

u



u

Handwriting practice lines for lowercase letter u. Each set consists of a solid top line, a dashed middle line, and a solid bottom line.

Name _____

Date _____



Dab the uppercase U.



Name _____

Date _____

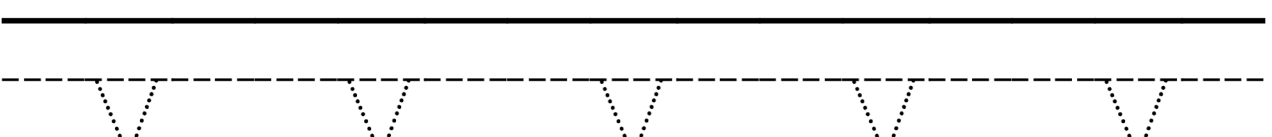
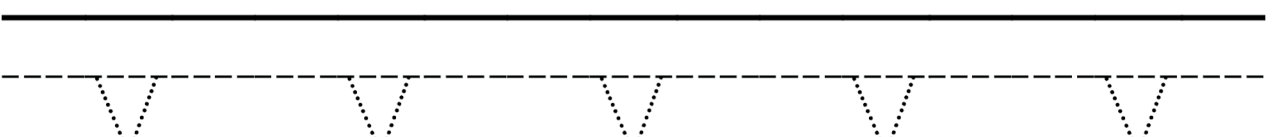
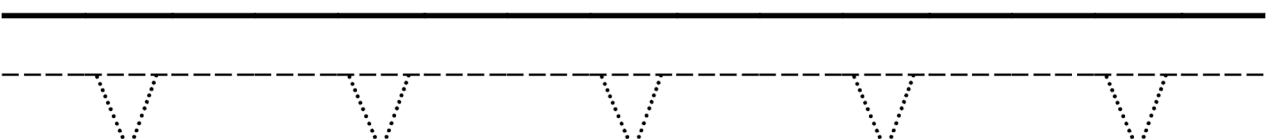
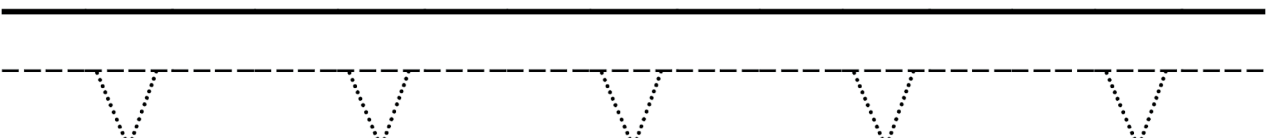
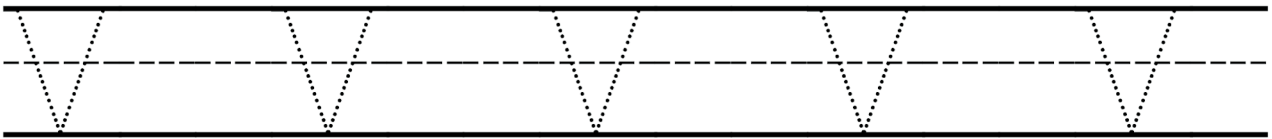
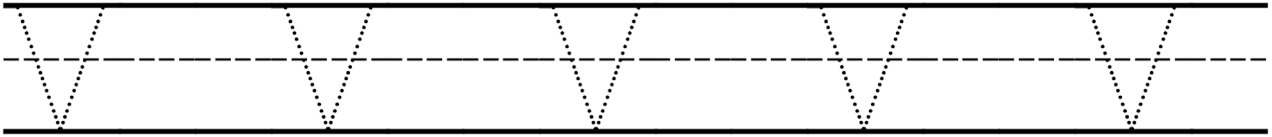
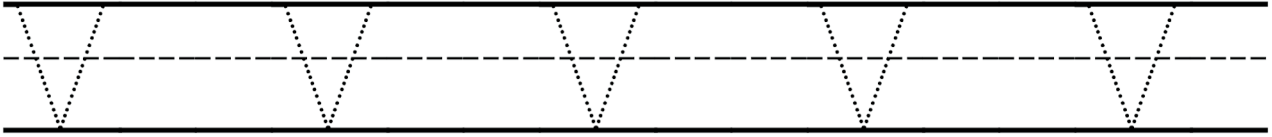
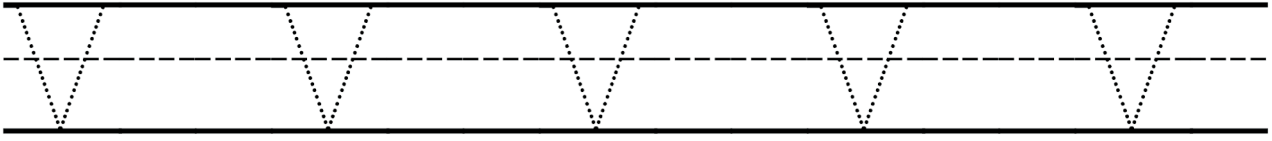
Dab the lowercase u.



Name _____

Date _____

Trace the letter Vv.



Name _____

Date _____

Write the letter Vv.

V

V

V

V

V

Handwriting practice lines for uppercase letter V. Each set consists of a solid top line, a dashed middle line, and a solid bottom line. There are two such sets of lines provided for practice.

v

v

v

v

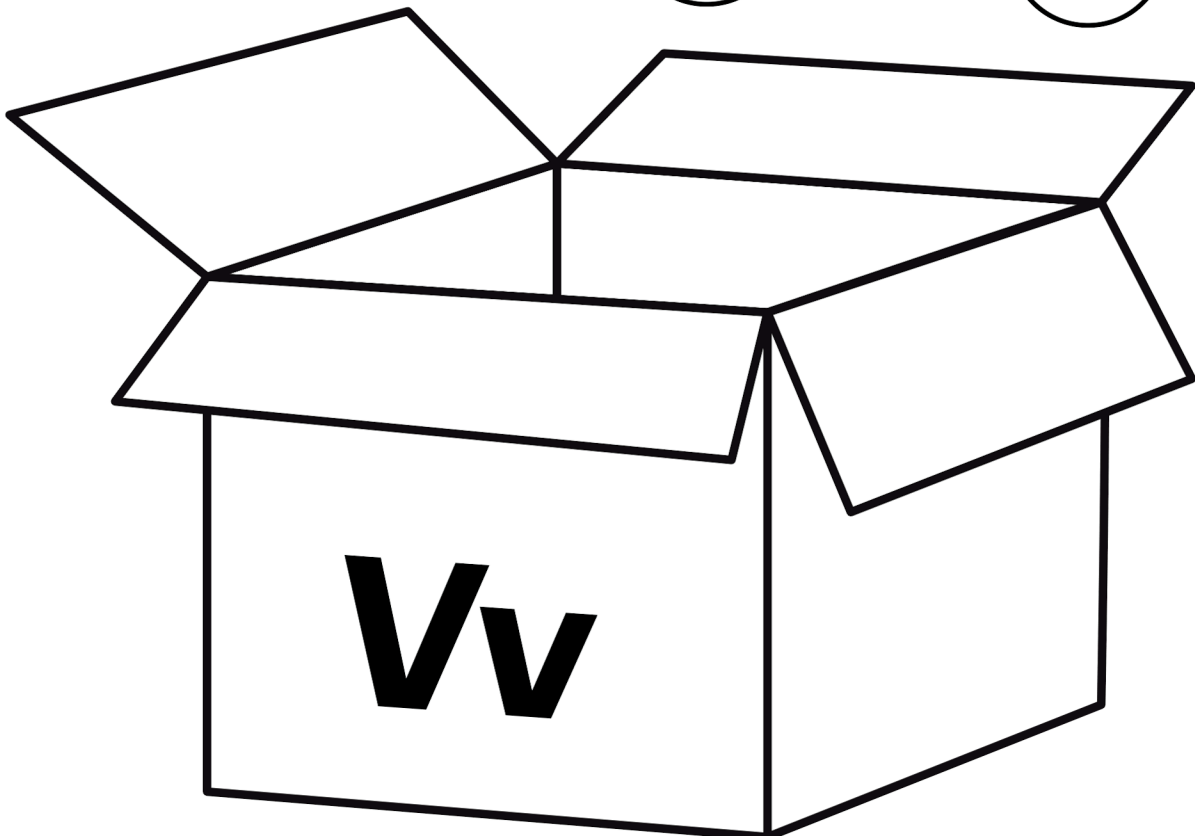

v

Handwriting practice lines for lowercase letter v. Each set consists of a solid top line, a dashed middle line, and a solid bottom line. There are two such sets of lines provided for practice.

Name _____

Date _____

Dab the uppercase V.



Name _____

Date _____

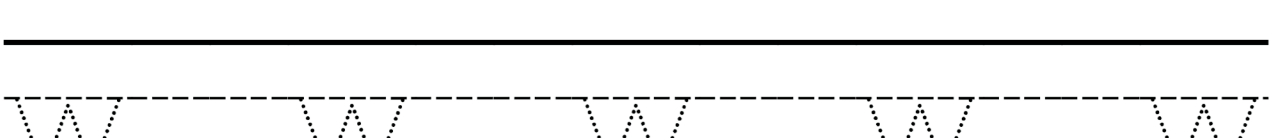
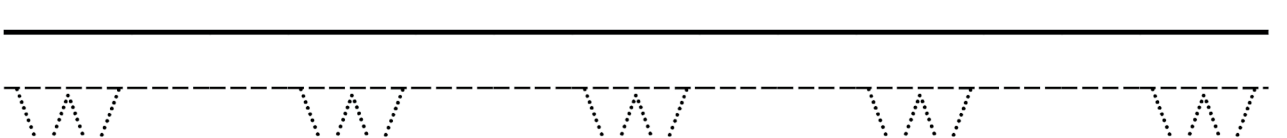
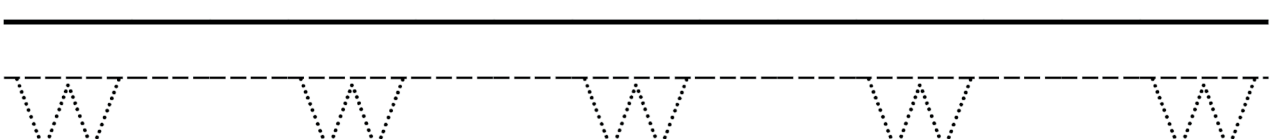
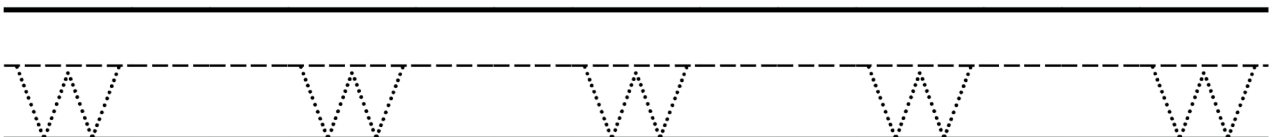
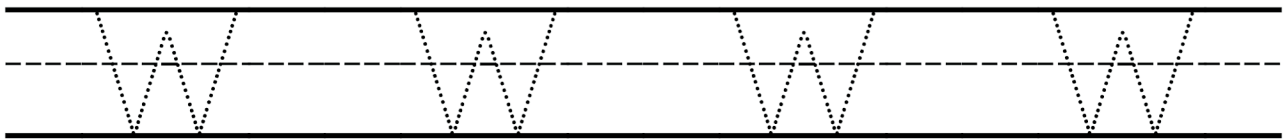
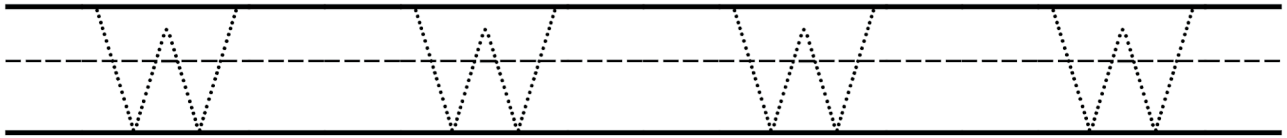
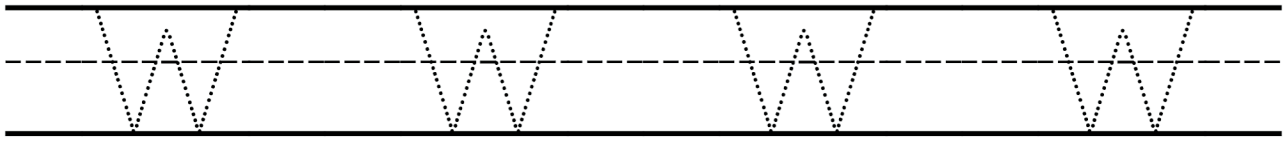
Dab the lowercase v.

A collection of lowercase letters (h, v, w, p, x, j) scattered in circles around a central illustration of a turkey. The turkey is brown with a blue wattle and a yellow beak. The letters are arranged in a grid-like pattern around the turkey, with some letters appearing multiple times. The letters are: h, v, w, v, v, v, p, w, p, v, v, x, j, w, x, h, w, x, h, v, h, x, v, h, v, x, v, v, x, v, h, w, p, h, w, v.

Name _____

Date _____

Trace the letter Ww.



Name _____ Date _____

Write the letter Ww.

W W W W W

Handwriting practice lines for uppercase 'W'. Each row consists of a solid top line, a dashed middle line, and a solid bottom line.



w w w w w

Handwriting practice lines for lowercase 'w'. Each row consists of a solid top line, a dashed middle line, and a solid bottom line.

Name _____

Date _____


Dab the uppercase W.



Name _____

Date _____


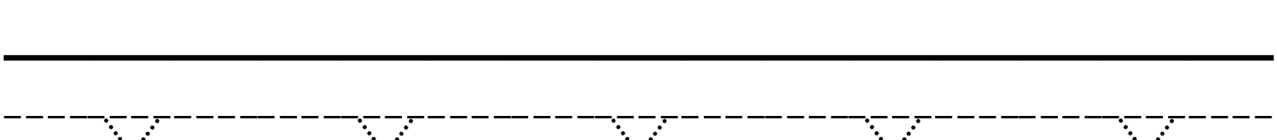
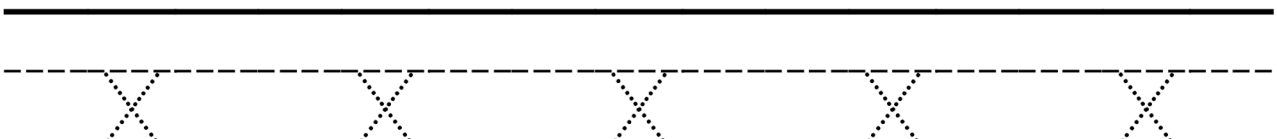
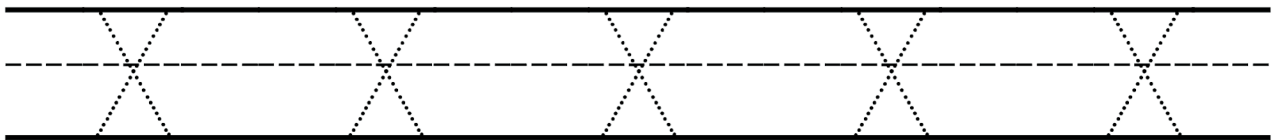
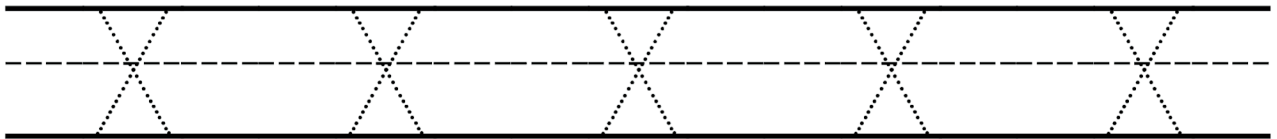
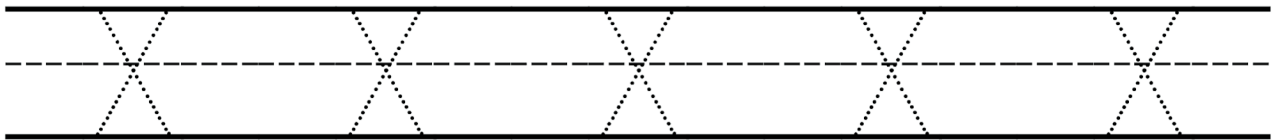
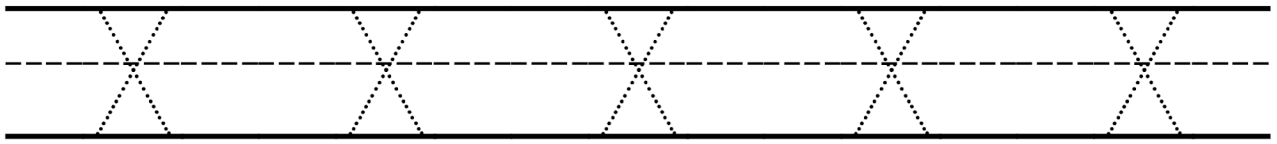
Dab the lowercase w.



Name _____

Date _____

Trace the letter Xx.



Name _____

Date _____

Write the letter Xx.

X

X

X

X

X

Handwriting practice lines for uppercase X. Each row consists of a solid top line, a dashed middle line, and a solid bottom line.

x

x

x



x

x

Handwriting practice lines for lowercase x. Each row consists of a solid top line, a dashed middle line, and a solid bottom line.

Name _____ Date _____



Dab the uppercase X.



Name _____

Date _____

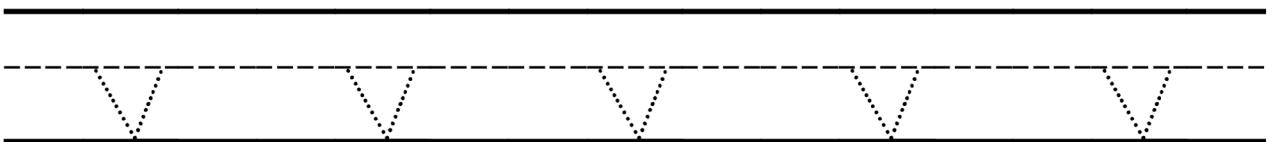
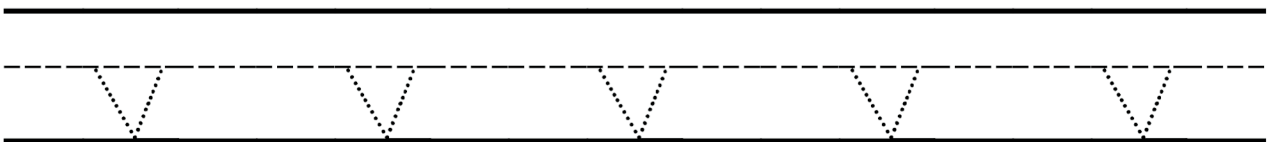
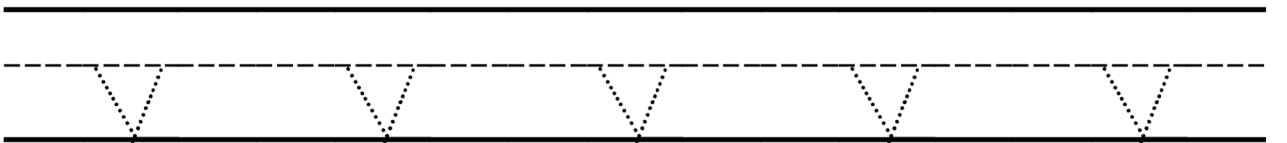
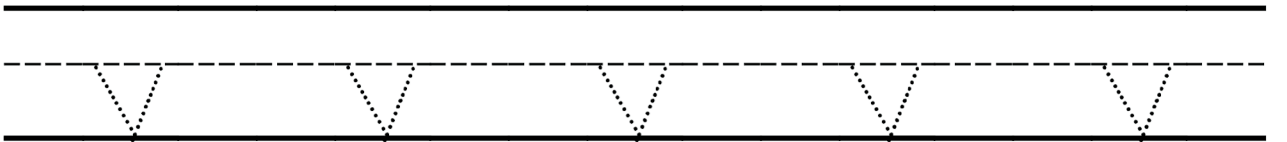
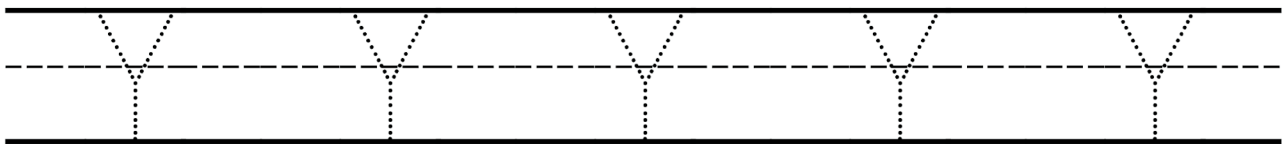
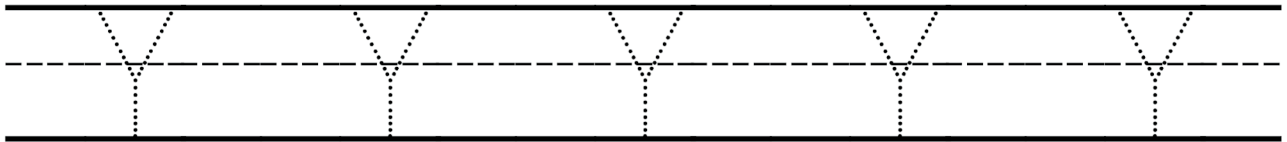
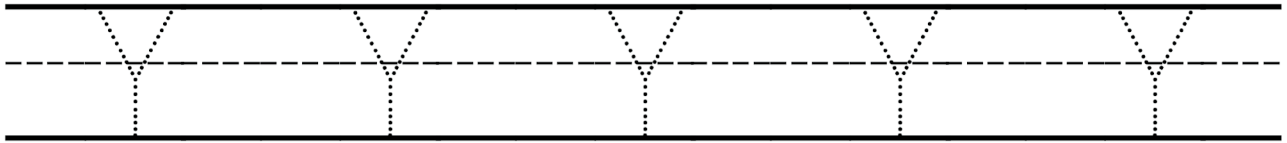
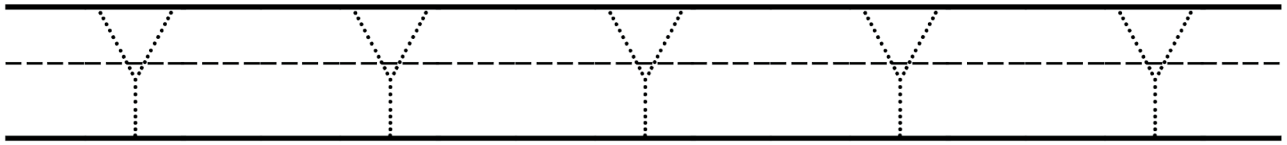
Dab the lowercase x.



Name _____

Date _____

Trace the letter Yy.



Name _____

Date _____

Write the letter Yy.

Y

Y

Y

Y

Y

Handwriting practice lines for uppercase Y. Each row consists of a solid top line, a dashed middle line, and a solid bottom line.

y

y

y

y



y

Handwriting practice lines for lowercase y. Each row consists of a solid top line, a dashed middle line, and a solid bottom line.

Name _____

Date _____


Dab the uppercase Y.



Name _____

Date _____





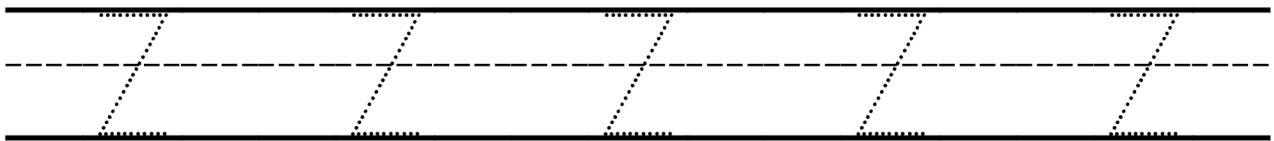
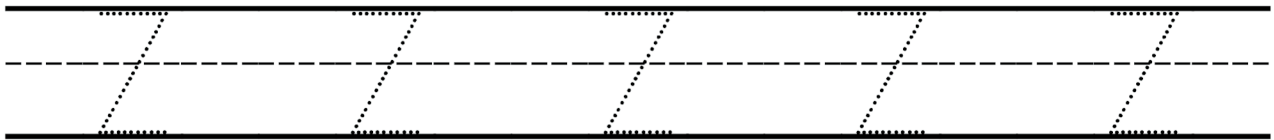
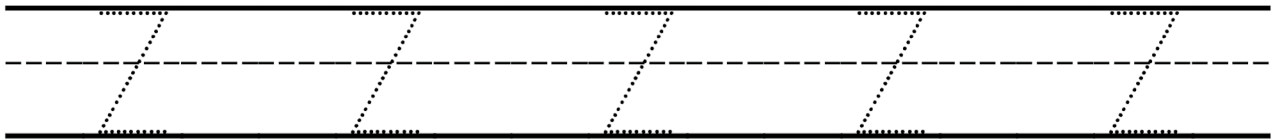
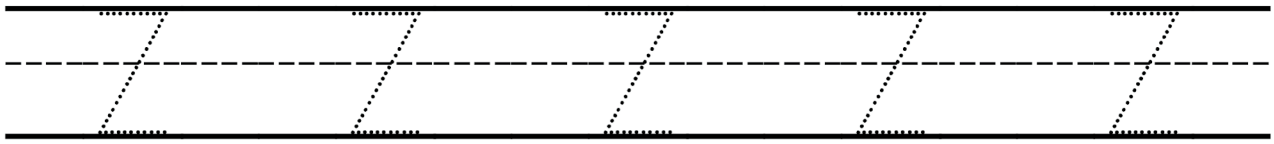
Dab the lowercase y.



Name _____

Date _____

Trace the letter Zz.



Name _____

Date _____

Write the letter Zz.

Z Z Z Z Z

Handwriting practice lines for uppercase Z. Each row consists of a solid top line, a dashed middle line, and a solid bottom line.



z z z z z

Handwriting practice lines for lowercase z. Each row consists of a solid top line, a dashed middle line, and a solid bottom line.

Name _____

Date _____

Dab the uppercase Z.




Name _____

Date _____

Dab the lowercase z.

A collection of lowercase letters 'z' and other characters (n, k, p, x, f, b, h) arranged in a grid-like pattern, each enclosed in a circle. The letters 'z' are scattered throughout the grid, while other letters are also present. The letters are: z, z, z, z, n, z, n, k, k, z, n, z, z, p, z, z, z, x, z, z, z, x, z, f, z, x, k, k, b, k, z, x, z, h, h, z, p.



Name: _____ Date: _____

ALPHABET ORDER

Trace the letters of the alphabet.

A	B	C	D	E	F
G	H	I	J	K	L
M	N	O	P	Q	R
S	T	U	V	W	X
Y	Z				

Name: _____ Date: _____

ALPHABET ORDER

Trace the letters of the alphabet.

a	b	c	d	e	f
g	h	i	j	k	l
m	n	o	p	q	r
s	t	u	v	w	x
y	z				